



**2. MARE STUDY: PERFORMANCE RECORDS**

**8. SILVER DEPUTY STALLION PROFILE**

**11. SILVER DEPUTY BIOMECHANICS**  
By Frank Mitchell

**11. PROSPECTIVE PINHOOKS**  
- CTBA/Barretts Yearling Sale  
- Breeders Sales Co. of Louisiana Mixed sale

**16. LEADING INDICATORS**  
Winter Racing

## Mare Study: Performance vs. Pedigree

By Avalyn Hunter

### IT'S PERFORMERS BY A HEAD

Very few breeders can afford the broodmare prospect that "has it all" — a top race record, a strong family, and excellent conformation. Most have to compromise somewhere, which brings up a debate as old as racing: Is it better to choose an off-bred mare with strong racing performance, or is it preferable to take a mare with little or no racetrack credentials from a family with a fine production record?

Random selection of breeding stock obviously is not the way to go for the breeder who has dreams of seeing his or her foals in the winner's circle following a stakes race. Only 3.1% of all foals bred in North America become stakes winners, and less than one quarter of those — 0.6% — become graded-stakes winners, according to baseline statistics derived from the performance records of all Thoroughbred foals born in 1990, 1991, and 1992. Grade I winners, the elite of the breed, constitute just 0.1% of all Thoroughbreds. The odds are a bit better for breeding only winners. Baseline statistics from The Jockey Club also show that 66% of Thoroughbred foals will start in a race, a number depressed somewhat by foals bred specifically for sport horse disciplines or the show ring, and 44% will become winners.

Because the Thoroughbred is essentially a performance breed, selecting mares on the basis of performance is a logical first step. Yet, as breeders of every kind of domestic animal can attest, sometimes the genes for superior performance are carried latently; a purebred breeding cat, for example, can fail to meet championship standards in the show ring herself and yet can

consistently throw kittens that win blue ribbons. The anecdotes of Thoroughbred breeding are full of mares that showed little or nothing on the track and yet produced top racehorses. Racing history would read very differently had such mares as \*La Troienne, Mahubah, Hildene, and Somethingroyal not been given a chance as producers.

Previous studies that compared the produce records of top-performing females out of weak families with mares of little racing ability but from strong families have been criticized for including in the "performance" group some mares whose pedigrees were not that different from mares in the "pedigree" group. In this study, to be included in the "performance" group, a mare had to meet the following criteria: 1) have been foaled between 1970-1984, 2) win at least one North American graded stakes, 3) not be a full or half sister to any other stakes winners, and 4) have a dam that was neither a stakes winner nor a full or half sister to a stakes winner.

Only 77 producers were found meeting the criteria, a fact that in itself points out how difficult it is to breed top-class winners from mares lacking either top racing performance or close relatives suggesting latent potential. A contrasting "pedigree" group was assembled of 174 non-winning mares foaled during the same years; these mares were all full or half sisters to grade I winners and had graded-class stakes winners under their second and third dams as well. (Admittedly, deciding on what constituted graded stakes-

*(Continued on page 2)*



**Track Robbery**, shown above, is an example of performance over pedigree. She is out of the unraced mare Left at Home, whose dam Scoreless didn't produce any stakes winners. Track Robbery became a G1 stakes winner and later produced G3 stakes winner Train Robbery, the dam of Breeders' Cup Classic (gr. I) winner Cat Thief.

### Runners make the best broodmares, but superior dams also have strong families

The chart below summarizes the produce records of 335 mares, whose individual records can be found on pages two through seven. A detailed explanation of the mares in each study group can be found at the top of page two.

Mare Groups	No. of Mares	Foals	Rnrs (% FIs)	Wnrs (% FIs)	SW (% FIs)	GSW (% FIs)	G1SW (% FIs)
Performance	77	654	497 (76%)	362 (55%)	55 (8.4%)	23 (3.5%)	10 (1.5%)
Pedigree	174	1,613	1,200 (74%)	852 (53%)	115 (7.1%)	46 (2.9%)	13 (0.8%)
Siblings, GSWs	48	481	368 (77%)	284 (59%)	64 (13.3%)	41 (8.5%)	11 (2.3%)
Siblings, no GSWs	36	337	262 (78%)	189 (56%)	34 (10.1%)	17 (5.0%)	5 (1.5%)

TBH MarketWatch is published

by Blood-Horse Publications,

3101 Beaumont Centre Circle,

P.O. Box 919003,

Lexington, KY 40591-9003.

Telephone: 859 278-2361

E-mail: marketwatch@bloodhorse.com

## Mare Study: Performance vs. Pedigree

(Continued from page 1) class performance prior to the advent of the graded stakes system in 1973 was a subjective task; every effort was made to be conservative.)

Because the sire's family also contributes to pedigree strength, the average quality of the sires of the two groups of mares was compared using George William Smith's GRASP scores, which are on a scale from 1 to 100. The stronger a pedigree is, the higher the score. Scores are based 25% on a stallion's pedigree, 25% on his racing ability, and 50% on his performance as a sire and broodmare sire. [See page nine of the April 16, 2004, issue of *The Blood-Horse MarketWatch* for more detail]. While this score can fluctuate for stallions that are still active as sires or broodmare sires, it becomes increasingly stable as more and more of a stallion's progeny drop out of racing and production. For the vast majority of the mares in the study groups, the GRASP values of their sires can be expected to remain within a point or two of their present values. That being said, the "performance" group's sires had an average GRASP score of 52.80 against a corresponding figure of 63.83 for the "pedigree" group, leading to the conclusion that the "performance" group not only came from weaker families but, on average, were sired by poorer stallions as well. Both groups were assumed to have received roughly equal opportunities in terms of the sires they were put to.

As producers, the "pedigree" group did very well compared to the breed averages. Of 1,613 foals produced by this group, 1,200 (74%) made it to the races and 852 (53%) became winners. The

stake winners totaled 115 (7.1%), more than double the percentage for the Thoroughbred population overall, and 46 (2.9%) were graded winners, more than four and a half times the percentage for the baseline group. Finally, the percentage of grade I winners out of these mares was nine times higher than the baseline percentage, with 13 (0.8%).

Thus, selection on the basis of pedigree strength and production within the female family appears to have beneficial results, even with mares that were themselves unraced or poor racetrack performers.

Nonetheless, the produce records of the "performance" group were even better — a finding that doubtless would have pleased the late Joe Estes, who strongly advocated the selection of broodmare prospects based on racing performance. From 654 foals, the "performance" group had 497 starters (76%), 362 winners (55%), 55 stakes winners (8.4%), 23 graded-stakes winners (3.5%), and 10 grade-I stakes winners (1.5%).

Two hypotheses may help explain why graded-stakes winning mares with relatively indifferent pedigrees as a group outbred their regally-bred but non-winning counterparts. The first is that the "performance" group's considerable racing ability shows they inherited the vast majority of whatever genetic strengths were available within their pedigrees, whereas the "pedigree" group may in many cases have demonstrated by their failure to show racing ability that they did not inherit the best of what their pedigrees had to offer.

The second hypothesis is that the mares with proven racetrack

## Performance Mares, 1970-1984

The charts on pages two through seven feature the individual produce records of 335 mares that were used in Avalyn Hunter's analysis. All the mares in this study were born in 1970 through 1984. The performance group below includes the winners of at least one N. American graded stakes that were not the full or half sisters to any other stakes winner and were out of dams that were not stakes winners or full or half sisters to stakes winners. The pedigree group (page four) includes non-winners that are full or half sisters to grade I winners and had graded-class stakes winners under the second and third dam. The two Siblings groups were drawn from the pedigree group and include the full or half sisters of the pedigree mares. These full and half sisters were successful runners with Standard Start Indexes (SSI) of 4.00 or higher. The SSI is the ratio of a horse's earnings per start to the average earnings of all starters of the same sex that were born the same year. The Sibling mares were divided into two subgroups: mares that were graded-stakes winners (page six) and mares that were no better than listed stakes winners (page seven).

Dam	YOB	Dam's Sire	Foals	Rnrs (% Fls)	Wnrs (% Fls)	SW (% Fls)	GSW (% Fls)	G1SW (% Fls)	Progeny Earnings
Allisons' Gal	1976	Hard Work	8	7 (88%)	5 (63%)	0 (0%)	0 (0%)	0 (0%)	\$216,014
Annie Edge (IRE)	1980	Nebbiolo	12	11 (92%)	8 (67%)	6 (50%)	3 (25%)	1 (8%)	\$3,505,032
Apalachee Honey	1979	Apalachee	8	8 (100%)	5 (63%)	1 (13%)	1 (13%)	0 (0%)	\$1,389,542
Bailrullah	1982	Bailjumper	12	8 (67%)	7 (58%)	0 (0%)	0 (0%)	0 (0%)	\$1,158,426
Billy Jane	1976	Wig Out	14	11 (79%)	9 (64%)	0 (0%)	0 (0%)	0 (0%)	\$1,011,640
Bold Rendezvous	1975	Hold Your Peace	5	5 (100%)	4 (80%)	0 (0%)	0 (0%)	0 (0%)	\$468,426
Boo La Boo	1981	The Irish Lord	11	8 (73%)	6 (55%)	0 (0%)	0 (0%)	0 (0%)	\$191,024
Bring Out the Band	1974	One for All	12	12 (100%)	12 (100%)	2 (17%)	0 (0%)	0 (0%)	\$1,729,631
Cherokee Frolic	1978	Cherokee Fellow	15	12 (80%)	11 (73%)	2 (13%)	2 (13%)	0 (0%)	\$2,960,342
Choral Group	1979	Lord Durham	12	9 (75%)	7 (58%)	1 (8%)	0 (0%)	0 (0%)	\$593,396
Classy Cut	1982	Cutlass	2	2 (100%)	2 (100%)	0 (0%)	0 (0%)	0 (0%)	\$110,306
Clocks Secret	1982	Apalachee	2	2 (100%)	1 (50%)	0 (0%)	0 (0%)	0 (0%)	\$28,910
Copano	1972	Dewan	2	1 (50%)	1 (50%)	0 (0%)	0 (0%)	0 (0%)	\$87,620
Creme Wave	1974	Creme dela Creme	6	5 (83%)	4 (67%)	0 (0%)	0 (0%)	0 (0%)	\$274,086
Cybele	1977	Cyane	11	6 (55%)	4 (36%)	0 (0%)	0 (0%)	0 (0%)	\$279,104
Daily Busy (FR)	1981	Trepan	9	8 (89%)	2 (22%)	0 (0%)	0 (0%)	0 (0%)	\$379,514
Dilmoun (IRE)	1979	Kalamoun	8	6 (75%)	3 (38%)	0 (0%)	0 (0%)	0 (0%)	\$364,526
Divine Grace	1971	Wise Exchange	5	3 (60%)	1 (20%)	0 (0%)	0 (0%)	0 (0%)	\$32,660
Dontstop Themusic	1980	Stop the Music	5	5 (100%)	4 (80%)	0 (0%)	0 (0%)	0 (0%)	\$241,082
Dove Creek Lady	1970	Decathlon	4	3 (75%)	3 (75%)	0 (0%)	0 (0%)	0 (0%)	\$476,266
Early Lunch	1981	Noble Table	13	9 (69%)	8 (62%)	1 (8%)	0 (0%)	0 (0%)	\$1,082,062
Eloquent	1976	Exclusive Native	13	8 (62%)	6 (46%)	0 (0%)	0 (0%)	0 (0%)	\$850,046
Fenny Rough (IRE)	1980	Home Guard	8	7 (88%)	4 (50%)	0 (0%)	0 (0%)	0 (0%)	\$189,766
First Advance	1979	Advance Guard	10	9 (90%)	6 (60%)	0 (0%)	0 (0%)	0 (0%)	\$539,812
Fleet Peach	1971	Fleet Nasrullah	8	7 (88%)	6 (75%)	1 (13%)	1 (13%)	0 (0%)	\$593,832
Forty Nine Sunsets	1973	Sailor	9	8 (89%)	7 (78%)	2 (22%)	0 (0%)	0 (0%)	\$1,719,258
Free Journey	1973	Verbatim	5	5 (100%)	3 (60%)	0 (0%)	0 (0%)	0 (0%)	\$186,800

performance may also have offered superior conformation, at least from a racing perspective. This hypothesis is, of necessity, entwined with the first as many conformation factors are inheritable and may be the reason that many a well-bred filly shows little or nothing on the track. With this point in mind, it can pay to know something about a mare's history when considering a broodmare prospect that either has not raced or has raced very little. A well-made filly who suffered a freak accident either prior to racing or early in her career may well be a different proposition from an equally well-bred animal that broke down while in training.

Obviously, pedigree and performance are not an either/or choice, and adding pedigree to racing performance in selecting breeding stock would be expected to yield even better results than either factor alone. To test this hypothesis, I examined the produce records of the dams of the mares in the "pedigree" group to find full or half sisters of these mares with Standard Start Indexes (SSIs) of 4.00 or better. (An SSI is the ratio of a horse's earnings per start divided by the average earnings per start of all runners of the same age and sex; fewer than 5% of Thoroughbreds earn SSIs of 4.00 or better.)

Eighty-four such mares foaled in the years 1970-1984 were identified, and to show further the interaction between pedigree and performance, they were divided into two subgroups based on whether they were graded-stakes winners. The first subgroup contained 36 mares that had SSIs above 4.00 but were not graded-stakes winners, running the gamut from good-quality maiden special weight winners to upper-end allowance runners and listed stakes

winners. These mares, that combined above-average ability with excellent pedigrees, produced 337 foals, of which 262 (78%) started, 189 (56%) won, 34 (10%) became stakes winners, 17 (5%) became graded-stakes winners, and 5 (1.5%) became grade I winners. These figures are comparable and in some instances superior to the broodmare performance of the "performance" group, suggesting that a good-quality winner with a fine pedigree is a desirable broodmare prospect whether or not she has earned black type.

As good as these mares were, though, their graded stakes-winning sisters overshadowed them. The 48 mares in this pool of "pedigree plus performance" represent the elite of their breed in both breeding and performance, and it shows in their produce records. Of the 481 foals they produced, 368 (77%) started, 284 (59%) won, 64 (13.3%) won stakes, 41 (8.5%) won graded stakes, and 11 (2.3%) won grade I events. Based on percentage of foals, these elite broodmares were more than four times better than the "average" broodmare at producing stakes winners, more than 14 times better at producing graded winners, and more than 23 times better at producing grade I winners.

Although the evidence presented here suggests it is best to lean toward performance if a choice must be made between pedigree and demonstrated racing ability, both are obviously important. Further, it is possible that close attention to conformation and temperament — especially in those factors known or suspected to be strongly inheritable — may help separate the likelier prospects from those best left alone among those mares more distinguished for their families than for their performances. <sup>W</sup>

## Performance Mares (cont.)

Dam	YOB	Dam's Sire	Foals	Rnrs (% FIs)	Wnrs (% FIs)	SW (% FIs)	GSW (% FIs)	G1SW (% FIs)	Progeny Earnings
Galunpe (IRE)	1983	He Loves Me	10	6 (60%)	4 (40%)	1 (10%)	0 (0%)	0 (0%)	\$1,236,888
Grateful Friend	1980	Teddy's Courage	7	5 (71%)	5 (71%)	0 (0%)	0 (0%)	0 (0%)	\$603,522
Honky Star	1971	Bupers	7	5 (71%)	3 (43%)	0 (0%)	0 (0%)	0 (0%)	\$214,898
If Winter Comes	1978	Dancing Champ	9	9 (100%)	4 (44%)	0 (0%)	0 (0%)	0 (0%)	\$221,268
Irish Joy	1978	Daryl's Joy	8	8 (100%)	5 (63%)	0 (0%)	0 (0%)	0 (0%)	\$113,458
Island Charm	1977	Hawaii	9	8 (89%)	5 (56%)	0 (0%)	0 (0%)	0 (0%)	\$959,740
Jamila Kadir	1974	Turn to Reason	2	2 (100%)	2 (100%)	0 (0%)	0 (0%)	0 (0%)	\$50,926
Kittyluck	1973	Ramsinga	2	1 (50%)	0 (0%)	0 (0%)	0 (0%)	0 (0%)	\$5,544
Klepto	1970	No Robbery	7	6 (86%)	6 (86%)	3 (43%)	3 (43%)	3 (43%)	\$9,234,006
Lakeville Miss	1975	Rainy Lake	5	4 (80%)	2 (40%)	1 (20%)	1 (20%)	1 (20%)	\$2,202,312
Lazer Show	1983	Apalachee	7	4 (57%)	4 (57%)	1 (14%)	0 (0%)	0 (0%)	\$1,086,158
Len's Determined	1974	More the Merrier	10	5 (50%)	3 (30%)	1 (10%)	0 (0%)	0 (0%)	\$330,012
Lucie Manet	1973	Minera	12	10 (83%)	4 (33%)	0 (0%)	0 (0%)	0 (0%)	\$152,054
Mar Mar	1984	Forever Casting	7	6 (86%)	5 (71%)	0 (0%)	0 (0%)	0 (0%)	\$698,940
Matching	1978	What Luck	13	8 (62%)	4 (31%)	1 (8%)	0 (0%)	0 (0%)	\$803,878
Miss Alto	1983	Mr. Leader	8	4 (50%)	1 (13%)	0 (0%)	0 (0%)	0 (0%)	\$376,026
Miss Unnameable	1984	Great Neck	6	4 (67%)	3 (50%)	0 (0%)	0 (0%)	0 (0%)	\$30,316
Moment to Buy	1981	Timeless Moment	12	6 (50%)	6 (50%)	1 (8%)	0 (0%)	0 (0%)	\$1,051,892
Move Abroad	1971	Going Abroad	2	1 (50%)	1 (50%)	1 (50%)	0 (0%)	0 (0%)	\$103,902
Mrs. Warren	1974	Hail to Reason	12	6 (50%)	3 (25%)	1 (8%)	0 (0%)	0 (0%)	\$150,868
Mt. Airy Queen	1973	Dead Ahead	5	5 (100%)	4 (80%)	0 (0%)	0 (0%)	0 (0%)	\$272,824
Our Dancing Girl	1972	Solo Landing	14	13 (93%)	8 (57%)	1 (7%)	0 (0%)	0 (0%)	\$647,406
Palm Hut	1976	Jungle Savage	2	2 (100%)	2 (100%)	0 (0%)	0 (0%)	0 (0%)	\$145,448
Pebbles (GB)	1981	Sharpen Up (GB)	12	6 (50%)	2 (17%)	0 (0%)	0 (0%)	0 (0%)	\$66,290
Plankton	1976	Quack	8	8 (100%)	7 (88%)	2 (25%)	2 (25%)	1 (13%)	\$1,166,548
Rash But Royal	1980	Royal Ski	9	6 (67%)	4 (44%)	0 (0%)	0 (0%)	0 (0%)	\$211,354
Ribbon	1977	His Majesty	8	8 (100%)	7 (88%)	3 (38%)	1 (13%)	1 (13%)	\$4,668,632
Sans Supplement	1974	Grey Dawn II	12	12 (100%)	11 (92%)	2 (17%)	2 (17%)	1 (8%)	\$6,306,812
Scythe (GB)	1981	Sharpen Up (GB)	1	1 (100%)	0 (0%)	0 (0%)	0 (0%)	0 (0%)	\$5,624
Seldom Seen Sue	1983	Lines of Power	4	3 (75%)	2 (50%)	1 (25%)	0 (0%)	0 (0%)	\$504,740
Shawi	1973	Wise Exchange	11	7 (64%)	5 (45%)	0 (0%)	0 (0%)	0 (0%)	\$367,434
Shortley	1980	Hagley	13	11 (85%)	7 (54%)	0 (0%)	0 (0%)	0 (0%)	\$841,344
Singular Bequest	1983	Singular	8	4 (50%)	1 (13%)	0 (0%)	0 (0%)	0 (0%)	\$218,240
Sissy's Time	1977	Villamor	17	14 (82%)	10 (59%)	1 (6%)	0 (0%)	0 (0%)	\$846,882
Sixty Sails	1970	Creme dela Creme	10	7 (70%)	5 (50%)	0 (0%)	0 (0%)	0 (0%)	\$185,166
Ski Goggle	1980	Royal Ski	8	8 (100%)	7 (88%)	4 (50%)	3 (38%)	1 (13%)	\$6,879,912

## Performance Mares (cont.)

Dam	YOB	Dam's Sire	Foals	Rnrs (% Fls)	Wnrs (% Fls)	SW (% Fls)	GSW (% Fls)	G1SW (% Fls)	Progeny Earnings
Skipat	1974	Jungle Cove	4	3 (75%)	2 (50%)	0 (0%)	0 (0%)	0 (0%)	\$310,200
Slippin n' Slyding	1983	On the Sly	13	10 (77%)	8 (62%)	0 (0%)	0 (0%)	0 (0%)	\$1,281,710
Snow Plow	1979	Royal Ski	3	3 (100%)	3 (100%)	1 (33%)	0 (0%)	0 (0%)	\$632,202
Spruce Luck	1981	Big Spruce	9	9 (100%)	6 (67%)	1 (11%)	0 (0%)	0 (0%)	\$1,697,836
Storm and Sunshine	1983	Star de Naskra	11	6 (55%)	5 (45%)	3 (27%)	1 (9%)	0 (0%)	\$1,946,230
Tiltalating	1982	Tilt Up	14	10 (71%)	8 (57%)	1 (7%)	0 (0%)	0 (0%)	\$1,291,098
Toes Knows	1983	Cormorant	11	9 (82%)	8 (73%)	1 (9%)	0 (0%)	0 (0%)	\$1,762,484
Track Robbery	1976	No Robbery	9	7 (78%)	5 (56%)	1 (11%)	1 (11%)	0 (0%)	\$1,818,364
Wayward Pirate	1982	Pirate's Bounty	14	7 (50%)	6 (43%)	0 (0%)	0 (0%)	0 (0%)	\$430,388
Weber City Miss	1977	Berkley Prince	9	7 (78%)	5 (56%)	3 (33%)	1 (11%)	1 (11%)	\$2,992,838
Weekend Delight	1982	Clever Trick	11	6 (55%)	4 (36%)	0 (0%)	0 (0%)	0 (0%)	\$329,328
Whisper Fleet	1976	Restivo	7	4 (57%)	3 (43%)	0 (0%)	0 (0%)	0 (0%)	\$179,500
Winged Wishes	1971	Winged T.	4	2 (50%)	2 (50%)	1 (25%)	0 (0%)	0 (0%)	\$108,248
Wings of Jove	1980	Northern Jove	9	6 (67%)	6 (67%)	2 (22%)	1 (11%)	0 (0%)	\$1,520,018
<b>All Performance Mares</b>			<b>654</b>	<b>497 (76%)</b>	<b>362 (55%)</b>	<b>55 (8%)</b>	<b>23 (4%)</b>	<b>10 (2%)</b>	

## Pedigree Mares, 1970-1984

Dam	YOB	Dam's Sire	Foals	Rnrs (% Fls)	Wnrs (% Fls)	SW (% Fls)	GSW (% Fls)	G1SW (% Fls)	Progeny Earnings
Accommodate	1979	Honest Pleasure	12	9 (75%)	6 (50%)	1 (8%)	0 (0%)	0 (0%)	\$1,006,900
Adversely	1971	Tobin Bronze	12	9 (75%)	6 (50%)	0 (0%)	0 (0%)	0 (0%)	\$448,160
American Legacy	1974	Hail to Reason	15	15 (100%)	8 (53%)	1 (7%)	0 (0%)	0 (0%)	\$655,834
Another Treat	1972	Cornish Prince	12	8 (67%)	3 (25%)	0 (0%)	0 (0%)	0 (0%)	\$231,438
Aransas	1979	Graustark	5	3 (60%)	2 (40%)	0 (0%)	0 (0%)	0 (0%)	\$177,218
Aronia	1984	Grey Dawn II	4	3 (75%)	2 (50%)	0 (0%)	0 (0%)	0 (0%)	\$72,360
Attract	1983	Blushing Groom (FR)	9	9 (100%)	4 (44%)	1 (11%)	1 (11%)	0 (0%)	\$1,949,620
Baby Julie	1978	Youth	3	2 (67%)	2 (67%)	0 (0%)	0 (0%)	0 (0%)	\$314,878
Barada	1982	Damascus	10	9 (90%)	7 (70%)	0 (0%)	0 (0%)	0 (0%)	\$702,614
Basin	1972	Tom Rolfe	13	9 (69%)	8 (62%)	0 (0%)	0 (0%)	0 (0%)	\$449,668
Bellevarde	1971	Herbager	10	8 (80%)	7 (70%)	0 (0%)	0 (0%)	0 (0%)	\$438,948
Benefit	1975	Buckpasser	15	13 (87%)	6 (40%)	0 (0%)	0 (0%)	0 (0%)	\$591,520
Betawa	1982	Believe It	10	9 (90%)	6 (60%)	0 (0%)	0 (0%)	0 (0%)	\$630,510
Bethamane	1978	Wajima	11	8 (73%)	6 (55%)	0 (0%)	0 (0%)	0 (0%)	\$414,180
Better Than Before	1983	Raise a Cup	3	2 (67%)	1 (33%)	0 (0%)	0 (0%)	0 (0%)	\$141,184
Blue Period	1972	Arts and Letters	8	8 (100%)	6 (75%)	2 (25%)	0 (0%)	0 (0%)	\$723,360
Blushet	1981	Blushing Groom (FR)	12	3 (25%)	2 (17%)	0 (0%)	0 (0%)	0 (0%)	\$271,712
Bold Counsel	1978	Good Counsel	10	6 (60%)	5 (50%)	1 (10%)	0 (0%)	0 (0%)	\$370,386
Boleen	1976	Bold Bidder	7	4 (57%)	2 (29%)	0 (0%)	0 (0%)	0 (0%)	\$935,720
Brand of Elegance	1979	Secretariat	10	3 (30%)	2 (20%)	0 (0%)	0 (0%)	0 (0%)	\$165,142
Bright Moonlight	1978	Nashua	5	2 (40%)	1 (20%)	0 (0%)	0 (0%)	0 (0%)	\$10,080
Bright Omen	1983	Grey Dawn II	11	8 (73%)	7 (64%)	0 (0%)	0 (0%)	0 (0%)	\$447,032
Bright Swan	1980	Quack	6	4 (67%)	4 (67%)	0 (0%)	0 (0%)	0 (0%)	\$237,720
Brochure	1972	Lucky Debonair	12	5 (42%)	2 (17%)	0 (0%)	0 (0%)	0 (0%)	\$53,110
By Jo	1974	Damascus	2	1 (50%)	1 (50%)	0 (0%)	0 (0%)	0 (0%)	\$53,970
Cacciatore	1982	Cannonade	14	12 (86%)	9 (64%)	0 (0%)	0 (0%)	0 (0%)	\$696,440
Caitland	1978	Key to the Kingdom	15	11 (73%)	8 (53%)	3 (20%)	1 (7%)	0 (0%)	\$1,598,946
Camargo	1980	Dance Spell	2	1 (50%)	1 (50%)	0 (0%)	0 (0%)	0 (0%)	\$10,632
Candeed	1974	Jacinto	7	6 (86%)	2 (29%)	0 (0%)	0 (0%)	0 (0%)	\$68,082
Captivating Gal	1980	Secretariat	7	5 (71%)	3 (43%)	1 (14%)	1 (14%)	1 (14%)	\$996,978
Castel Cheline	1980	Avatar	1	1 (100%)	1 (100%)	0 (0%)	0 (0%)	0 (0%)	\$132,212
Cazeez	1977	Cannonade	10	5 (50%)	3 (30%)	0 (0%)	0 (0%)	0 (0%)	\$509,668
Chellingoua	1983	Sharpen Up (GB)	9	5 (56%)	4 (44%)	1 (11%)	0 (0%)	0 (0%)	\$511,836
Chic Chick	1979	Bold Forbes	6	2 (33%)	2 (33%)	0 (0%)	0 (0%)	0 (0%)	\$121,102
Come One Come All	1971	Round Table	10	10 (100%)	7 (70%)	0 (0%)	0 (0%)	0 (0%)	\$413,230
Cuz's Star	1983	Galaxy Libra (IRE)	10	8 (80%)	7 (70%)	1 (10%)	0 (0%)	0 (0%)	\$841,040
Dance At Home	1977	Northern Dancer	8	7 (88%)	4 (50%)	2 (25%)	1 (13%)	0 (0%)	\$1,013,246
Dancing Detente	1973	Nijinsky II	15	12 (80%)	9 (60%)	0 (0%)	0 (0%)	0 (0%)	\$495,776
Darby Trail	1982	Roberto	11	10 (91%)	6 (55%)	1 (9%)	0 (0%)	0 (0%)	\$1,629,344
Dark Roots	1971	Malicious	4	3 (75%)	3 (75%)	0 (0%)	0 (0%)	0 (0%)	\$314,664
Defer	1983	Damascus	12	8 (67%)	3 (25%)	1 (8%)	0 (0%)	0 (0%)	\$350,508
Delacazee	1976	Creme dela Creme	10	7 (70%)	4 (40%)	0 (0%)	0 (0%)	0 (0%)	\$151,040
Distinctive Cor	1980	Distinctive	8	5 (63%)	5 (63%)	0 (0%)	0 (0%)	0 (0%)	\$178,256
Distinctiveness	1972	Distinctive	13	12 (92%)	6 (46%)	3 (23%)	1 (8%)	0 (0%)	\$1,455,948
Ducky Daddle	1980	Quack	5	2 (40%)	1 (20%)	0 (0%)	0 (0%)	0 (0%)	\$38,450
Dumbarton Oaks	1973	Arts and Letters	9	7 (78%)	6 (67%)	0 (0%)	0 (0%)	0 (0%)	\$188,112
Dynamic	1974	Sky High II	4	3 (75%)	2 (50%)	0 (0%)	0 (0%)	0 (0%)	\$23,884
Egyptian Rose	1979	Sir Ivor	10	5 (50%)	5 (50%)	1 (10%)	0 (0%)	0 (0%)	\$678,192
Elegant Style	1978	Sir Ivor	5	1 (20%)	1 (20%)	0 (0%)	0 (0%)	0 (0%)	\$150,576
Emilie M.	1979	Raja Baba	1	1 (100%)	1 (100%)	0 (0%)	0 (0%)	0 (0%)	\$124,422
Exotic Treat	1971	Vaguely Noble	12	9 (75%)	5 (42%)	2 (17%)	1 (8%)	1 (8%)	\$1,367,048
Fabled	1973	Illustrious	9	5 (56%)	2 (22%)	0 (0%)	0 (0%)	0 (0%)	\$123,140
Fiddlesticks	1976	Northern Dancer	13	9 (69%)	7 (54%)	1 (8%)	1 (8%)	0 (0%)	\$1,778,232

Dam	YOB	Dam's Sire	Foals	Rnrs (% FIs)	Wnrs (% FIs)	SW (% FIs)	GSW (% FIs)	G1SW (% FIs)	Progeny Earnings
Flying Cloud	1983	Roberto	12	11 (92%)	8 (67%)	0 (0%)	0 (0%)	0 (0%)	\$1,015,838
Foreign Courier	1979	Sir Ivor	16	14 (88%)	8 (50%)	2 (13%)	1 (6%)	1 (6%)	\$1,168,910
Frappeur	1980	King Pellinore	14	10 (71%)	8 (57%)	1 (7%)	0 (0%)	0 (0%)	\$573,850
Galexcel	1982	Exceller	7	5 (71%)	3 (43%)	0 (0%)	0 (0%)	0 (0%)	\$34,998
Gauche'n	1984	Majestic Light	8	4 (50%)	1 (13%)	0 (0%)	0 (0%)	0 (0%)	\$71,370
Graceful Gal	1975	Key to the Mint	11	9 (82%)	9 (82%)	4 (36%)	2 (18%)	0 (0%)	\$2,466,292
Granny Sack	1980	Blushing Groom (FR)	9	6 (67%)	5 (56%)	1 (11%)	0 (0%)	0 (0%)	\$444,164
Hard Knocker	1983	Raja Baba	12	11 (92%)	9 (75%)	2 (17%)	2 (17%)	0 (0%)	\$1,092,034
Heavenlyspun	1984	His Majesty	7	3 (43%)	2 (29%)	0 (0%)	0 (0%)	0 (0%)	\$84,850
Her Silver	1976	Herbager	16	13 (81%)	6 (38%)	2 (13%)	2 (13%)	0 (0%)	\$2,461,662
Holy Tobin	1983	J. O. Tobin	12	10 (83%)	8 (67%)	0 (0%)	0 (0%)	0 (0%)	\$950,968
Home by Sunset	1974	The Axe II	7	5 (71%)	2 (29%)	0 (0%)	0 (0%)	0 (0%)	\$70,818
Home Love	1976	Vaguely Noble	9	7 (78%)	7 (78%)	2 (22%)	2 (22%)	1 (11%)	\$627,612
Honor Maid	1972	Prince John	11	9 (82%)	5 (45%)	2 (18%)	1 (9%)	0 (0%)	\$3,452,966
Idle Gleam	1973	Pronto	2	1 (50%)	0 (0%)	0 (0%)	0 (0%)	0 (0%)	\$3,960
Informatique	1983	Quack	13	9 (69%)	6 (46%)	0 (0%)	0 (0%)	0 (0%)	\$578,174
Intense Desire	1973	Vitriolic	9	8 (89%)	7 (78%)	0 (0%)	0 (0%)	0 (0%)	\$444,216
Jibber Jabber	1977	Jacinto	8	6 (75%)	4 (50%)	1 (13%)	1 (13%)	0 (0%)	\$933,760
Joanne Behave	1973	Ambehaving	15	13 (87%)	11 (73%)	1 (7%)	0 (0%)	0 (0%)	\$817,202
Jungle Mist	1975	Grey Dawn II	5	5 (100%)	4 (80%)	0 (0%)	0 (0%)	0 (0%)	\$168,242
Kamkova	1984	Northern Dancer	14	7 (50%)	4 (29%)	1 (7%)	1 (7%)	0 (0%)	\$1,446,350
Key Link	1971	Bold Ruler	16	11 (69%)	10 (63%)	0 (0%)	0 (0%)	0 (0%)	\$460,206
Key to Flight	1980	Key to the Mint	6	3 (50%)	3 (50%)	0 (0%)	0 (0%)	0 (0%)	\$418,994
Key to the Heart	1972	Arts and Letters	12	10 (83%)	7 (58%)	0 (0%)	0 (0%)	0 (0%)	\$764,106
La Befana	1972	Jaipur	5	5 (100%)	3 (60%)	1 (20%)	0 (0%)	0 (0%)	\$105,220
La Belle Celine	1978	Ack Ack	13	10 (77%)	6 (46%)	0 (0%)	0 (0%)	0 (0%)	\$261,392
La Belle Fleur	1977	Vaguely Noble	10	10 (100%)	7 (70%)	1 (10%)	0 (0%)	0 (0%)	\$626,624
Leotard	1981	Nijinsky II	7	7 (100%)	7 (100%)	0 (0%)	0 (0%)	0 (0%)	\$199,734
Letter to Mama	1974	Arts and Letters	4	2 (50%)	1 (25%)	0 (0%)	0 (0%)	0 (0%)	\$48,450
Liba's Choice	1984	Halo	12	8 (67%)	5 (42%)	0 (0%)	0 (0%)	0 (0%)	\$583,394
Liffey Lass	1982	Irish River (FR)	12	9 (75%)	6 (50%)	2 (17%)	1 (8%)	0 (0%)	\$365,068
Lightly	1976	Decidedly	6	2 (33%)	2 (33%)	1 (17%)	0 (0%)	0 (0%)	\$305,978
Lightship	1983	Majestic Light	12	9 (75%)	4 (33%)	1 (8%)	0 (0%)	0 (0%)	\$709,198
Love Words	1977	Gallant Romeo	7	6 (86%)	3 (43%)	0 (0%)	0 (0%)	0 (0%)	\$143,556
Lyphard's Dancer	1982	Lyphard	5	5 (100%)	5 (100%)	1 (20%)	0 (0%)	0 (0%)	\$477,662
Maranatha	1984	Seattle Slew	7	3 (43%)	2 (29%)	0 (0%)	0 (0%)	0 (0%)	\$122,964
Martha Queen	1983	Nijinsky II	8	7 (88%)	6 (75%)	0 (0%)	0 (0%)	0 (0%)	\$281,932
Memories We Share	1980	Roberto	9	6 (67%)	5 (56%)	1 (11%)	1 (11%)	0 (0%)	\$877,256
Meteor Stage	1982	Stage Door Johnny	16	12 (75%)	9 (56%)	4 (25%)	4 (25%)	1 (6%)	\$3,806,816
Michigamme	1984	Mr. Prospector	5	3 (60%)	3 (60%)	0 (0%)	0 (0%)	0 (0%)	\$138,518
Modiste	1975	Sir Ivor	13	10 (77%)	9 (69%)	0 (0%)	0 (0%)	0 (0%)	\$812,964
Ms. Chamois	1982	Forli	7	5 (71%)	5 (71%)	0 (0%)	0 (0%)	0 (0%)	\$227,376
My Niche	1973	Fiddle Isle	5	5 (100%)	5 (100%)	2 (40%)	0 (0%)	0 (0%)	\$955,952
Native Zone	1981	Exclusive Native	15	12 (80%)	10 (67%)	2 (13%)	1 (7%)	0 (0%)	\$1,383,292
Naval	1980	Broadway Forli	7	6 (86%)	2 (29%)	1 (14%)	0 (0%)	0 (0%)	\$1,056,158
Nijinsky's Best	1983	Nijinsky II	10	6 (60%)	3 (30%)	1 (10%)	1 (10%)	1 (10%)	\$3,563,614
No Goal	1977	Frontage	5	2 (40%)	0 (0%)	0 (0%)	0 (0%)	0 (0%)	\$110
No Longer	1972	Olden Times	8	5 (63%)	3 (38%)	0 (0%)	0 (0%)	0 (0%)	\$305,828
Noble Fantasy	1981	Vaguely Noble	6	4 (67%)	3 (50%)	0 (0%)	0 (0%)	0 (0%)	\$181,752
North Of Eden (IRE)	1983	Northfields	15	10 (67%)	7 (47%)	4 (27%)	3 (20%)	3 (20%)	\$12,745,510
Northabout	1984	Northern Dancer	10	7 (70%)	6 (60%)	0 (0%)	0 (0%)	0 (0%)	\$714,786
Northern Oasis	1980	Damascus	5	5 (100%)	4 (80%)	0 (0%)	0 (0%)	0 (0%)	\$351,366
One Eyed Sessy	1979	Hell Gate Canyon	7	7 (100%)	6 (86%)	0 (0%)	0 (0%)	0 (0%)	\$144,920
Orianaville	1982	King's Bishop	7	7 (100%)	5 (71%)	1 (14%)	0 (0%)	0 (0%)	\$136,976
Pailleron	1979	Majestic Light	11	9 (82%)	7 (64%)	1 (9%)	0 (0%)	0 (0%)	\$1,172,282
Pali	1982	Hawaii	5	4 (80%)	4 (80%)	1 (20%)	0 (0%)	0 (0%)	\$387,136
Periwig	1971	Buckpasser	9	7 (78%)	3 (33%)	0 (0%)	0 (0%)	0 (0%)	\$137,636
Playmate	1975	Buckpasser	13	12 (92%)	10 (77%)	2 (15%)	1 (8%)	0 (0%)	\$724,792
Poi	1977	Hawaii	12	9 (75%)	6 (50%)	1 (8%)	0 (0%)	0 (0%)	\$629,822
Predisposed	1971	Coursing	5	3 (60%)	2 (40%)	0 (0%)	0 (0%)	0 (0%)	\$141,056
Pretty in Green	1984	Green Forest	10	8 (80%)	5 (50%)	1 (10%)	1 (10%)	0 (0%)	\$1,087,260
Priceless Asset	1977	What a Pleasure	13	8 (62%)	6 (46%)	1 (8%)	0 (0%)	0 (0%)	\$325,708
Princess Review	1975	Reviewer	5	5 (100%)	3 (60%)	0 (0%)	0 (0%)	0 (0%)	\$92,402
Processional	1974	Reviewer	8	7 (88%)	5 (63%)	1 (13%)	0 (0%)	0 (0%)	\$621,106
Prom Date	1973	Arts and Letters	12	10 (83%)	9 (75%)	1 (8%)	0 (0%)	0 (0%)	\$1,204,164
Promising Times	1983	Olden Times	13	9 (69%)	6 (46%)	0 (0%)	0 (0%)	0 (0%)	\$607,026
Pronto Girl	1970	Pretense	10	9 (90%)	9 (90%)	2 (20%)	0 (0%)	0 (0%)	\$953,752
Pucheca	1974	Tom Rolfe	15	12 (80%)	9 (60%)	2 (13%)	1 (7%)	0 (0%)	\$1,412,224
Puppy Love	1980	Youth	5	4 (80%)	4 (80%)	1 (20%)	0 (0%)	0 (0%)	\$999,780
Push Push	1983	Big Spruce	4	3 (75%)	2 (50%)	0 (0%)	0 (0%)	0 (0%)	\$226,778
Quat'sous	1971	Buckpasser	8	5 (63%)	1 (13%)	0 (0%)	0 (0%)	0 (0%)	\$231,208
Queen Quillon	1981	Raise a Native	6	5 (83%)	3 (50%)	1 (17%)	0 (0%)	0 (0%)	\$329,440
Queen's Colours	1976	Reviewer	12	9 (75%)	9 (75%)	0 (0%)	0 (0%)	0 (0%)	\$502,266
Quiet Vigil	1973	Prince John	5	5 (100%)	5 (100%)	0 (0%)	0 (0%)	0 (0%)	\$610,800
Raise the Levee	1971	Raise a Native	3	2 (67%)	1 (33%)	0 (0%)	0 (0%)	0 (0%)	\$56,042

## Pedigree Mares (cont.)

Dam	YOB	Dam's Sire	Foals	Rnrs (% FIs)	Wnrs (% FIs)	SW (% FIs)	GSW (% FIs)	G1SW (% FIs)	Progeny Earnings
Rare Personality	1973	Personality	2	0 (0%)	0 (0%)	0 (0%)	0 (0%)	0 (0%)	
Regal Robyn	1978	Raja Baba	13	10 (77%)	8 (62%)	0 (0%)	0 (0%)	0 (0%)	\$1,078,094
Ride Sally Ride	1984	Super Concorde	1	1 (100%)	1 (100%)	0 (0%)	0 (0%)	0 (0%)	\$48,080
River Crossing	1984	Affirmed	12	7 (58%)	5 (42%)	0 (0%)	0 (0%)	0 (0%)	\$208,270
Riverstream	1978	Riva Ridge	7	5 (71%)	5 (71%)	1 (14%)	0 (0%)	0 (0%)	\$716,546
Royal Strait Flush	1981	Seattle Slew	13	9 (69%)	7 (54%)	3 (23%)	1 (8%)	0 (0%)	\$1,631,234
Royal Ties	1973	Distinctive	17	14 (82%)	13 (76%)	3 (18%)	2 (12%)	0 (0%)	\$2,102,916
Sans Moi	1971	Herbager	10	10 (100%)	5 (50%)	0 (0%)	0 (0%)	0 (0%)	\$417,810
Santella	1982	Coastal	11	8 (73%)	5 (45%)	1 (9%)	0 (0%)	0 (0%)	\$483,080
Scapa	1979	Forceten	8	7 (88%)	6 (75%)	2 (25%)	2 (25%)	0 (0%)	\$1,207,770
Scarlet Quill	1984	Summing	13	9 (69%)	4 (31%)	0 (0%)	0 (0%)	0 (0%)	\$250,874
Secret Asset	1977	Graustark	10	10 (100%)	7 (70%)	3 (30%)	2 (20%)	1 (10%)	\$2,187,900
Senora Tomo	1981	Mr. Redoy	6	6 (100%)	3 (50%)	0 (0%)	0 (0%)	0 (0%)	\$228,340
Serenado	1982	Stop the Music	12	8 (67%)	4 (33%)	0 (0%)	0 (0%)	0 (0%)	\$342,420
Sex Appeal	1970	Buckpasser	16	10 (63%)	7 (44%)	3 (19%)	3 (19%)	2 (13%)	\$1,693,562
Shibumi	1979	Stage Door Johnny	10	7 (70%)	5 (50%)	1 (10%)	0 (0%)	0 (0%)	\$653,652
Silk Lilly	1976	Never Bend	15	13 (87%)	11 (73%)	1 (7%)	0 (0%)	0 (0%)	\$1,626,012
Sly Trick	1976	Vitriolic	9	7 (78%)	4 (44%)	1 (11%)	0 (0%)	0 (0%)	\$433,618
Soar Aloft	1978	Avatar	10	6 (60%)	6 (60%)	0 (0%)	0 (0%)	0 (0%)	\$500,796
Spangles	1977	Riva Ridge	14	12 (86%)	6 (43%)	0 (0%)	0 (0%)	0 (0%)	\$1,895,244
Spirit of the Wind	1983	Little Current	9	8 (89%)	2 (22%)	0 (0%)	0 (0%)	0 (0%)	\$98,004
Splendored Love	1974	Dr. Fager	2	1 (50%)	1 (50%)	0 (0%)	0 (0%)	0 (0%)	\$27,680
Stellar Odyssey	1984	Northern Dancer	7	3 (43%)	1 (14%)	0 (0%)	0 (0%)	0 (0%)	\$529,508
Straight Up	1971	Third Martini	8	7 (88%)	7 (88%)	0 (0%)	0 (0%)	0 (0%)	\$488,040
Summer Magic	1975	Roberto	7	6 (86%)	4 (57%)	1 (14%)	0 (0%)	0 (0%)	\$307,258
Sunset Hour	1977	Tumiga	8	6 (75%)	6 (75%)	1 (13%)	0 (0%)	0 (0%)	\$267,112
Super Zone	1982	The Minstrel	10	8 (80%)	7 (70%)	0 (0%)	0 (0%)	0 (0%)	\$398,590
The Cuddler	1976	Buckpasser	2	2 (100%)	1 (50%)	1 (50%)	0 (0%)	0 (0%)	\$578,800
The Sweet Swinger	1978	Le Fabuleux	4	4 (100%)	3 (75%)	0 (0%)	0 (0%)	0 (0%)	\$287,206
Tilting	1981	Seattle Slew	12	10 (83%)	8 (67%)	2 (17%)	1 (8%)	0 (0%)	\$2,663,368
Toll o' Bells	1976	One for All	14	12 (86%)	7 (50%)	0 (0%)	0 (0%)	0 (0%)	\$1,080,130
Tripes	1975	Arts and Letters	12	7 (58%)	5 (42%)	0 (0%)	0 (0%)	0 (0%)	\$882,934
True to Romeo	1977	Gallant Romeo	14	9 (64%)	9 (64%)	2 (14%)	0 (0%)	0 (0%)	\$2,347,624
Victoria Cross	1983	Spectacular Bid	11	5 (45%)	4 (36%)	2 (18%)	2 (18%)	1 (9%)	\$2,391,838
Waiting Room	1977	Dr. Fager	12	9 (75%)	6 (50%)	0 (0%)	0 (0%)	0 (0%)	\$386,112
Wanga	1976	Dr. Fager	4	4 (100%)	4 (100%)	1 (25%)	0 (0%)	0 (0%)	\$459,412
Watership	1983	Foolish Pleasure	13	12 (92%)	6 (46%)	0 (0%)	0 (0%)	0 (0%)	\$905,744
Welsh Berry	1982	Sir Ivor	14	8 (57%)	4 (29%)	0 (0%)	0 (0%)	0 (0%)	\$220,010
Whitsett	1977	Damascus	11	7 (64%)	5 (45%)	0 (0%)	0 (0%)	0 (0%)	\$745,700
Wickedly	1977	Decidedly	13	8 (62%)	7 (54%)	0 (0%)	0 (0%)	0 (0%)	\$380,866
Wind Tears	1983	Irish Castle	11	9 (82%)	8 (73%)	1 (9%)	0 (0%)	0 (0%)	\$717,534
World So High	1980	King Emperor	9	5 (56%)	4 (44%)	0 (0%)	0 (0%)	0 (0%)	\$128,034
Young Ballerina	1984	Nijinsky II	11	9 (82%)	7 (64%)	0 (0%)	0 (0%)	0 (0%)	\$755,504
Youthful Lady	1978	Youth	17	15 (88%)	9 (53%)	4 (24%)	0 (0%)	0 (0%)	\$1,658,706
Zeeza	1980	His Majesty	5	2 (40%)	1 (20%)	0 (0%)	0 (0%)	0 (0%)	\$1,772
Ziebarth	1980	Proudest Roman	4	3 (75%)	3 (75%)	1 (25%)	0 (0%)	0 (0%)	\$538,008
<b>All Pedigree Mares</b>			<b>1,613</b>	<b>1,200 (74%)</b>	<b>852 (53%)</b>	<b>115 (7%)</b>	<b>46 (3%)</b>	<b>13 (1%)</b>	

## Siblings with 4.00+ SSIs/GSWs only, 1970-1984

Dam	YOB	Dam's Sire	Foals	Rnrs (% FIs)	Wnrs (% FIs)	SW (% FIs)	GSW (% FIs)	G1SW (% FIs)	Progeny Earnings
Althea	1981	Alydar	5	4 (80%)	4 (80%)	4 (80%)	2 (40%)	1 (20%)	\$4,039,680
Andover Way	1978	His Majesty	15	11 (73%)	9 (60%)	2 (13%)	1 (7%)	0 (0%)	\$2,195,800
Arum Lily	1970	Bold Lad	1	1 (100%)	1 (100%)	0 (0%)	0 (0%)	0 (0%)	\$134,890
Basie	1981	In Reality	12	8 (67%)	5 (42%)	1 (8%)	1 (8%)	0 (0%)	\$1,421,612
Before Dawn	1979	Raise a Cup	12	11 (92%)	11 (92%)	0 (0%)	0 (0%)	0 (0%)	\$992,654
Blush With Pride	1979	Blushing Groom (FR)	15	10 (67%)	9 (60%)	3 (20%)	3 (20%)	0 (0%)	\$1,807,464
Bright Crocus	1980	Clev Er Tell	11	9 (82%)	5 (45%)	1 (9%)	0 (0%)	0 (0%)	\$1,172,974
Bubbling	1972	Stage Door Johnny	14	8 (57%)	5 (36%)	0 (0%)	0 (0%)	0 (0%)	\$138,422
Caline	1976	Ack Ack	12	9 (75%)	6 (50%)	1 (8%)	0 (0%)	0 (0%)	\$1,045,748
Cascapedia	1973	Chieftain	15	13 (87%)	10 (67%)	2 (13%)	2 (13%)	0 (0%)	\$1,699,230
Caspian	1970	Bold Bidder	3	3 (100%)	3 (100%)	0 (0%)	0 (0%)	0 (0%)	\$393,738
Catonic	1982	Big Spruce	9	6 (67%)	6 (67%)	2 (22%)	0 (0%)	0 (0%)	\$1,483,696
Chain Bracelet	1977	Lyphard	14	12 (86%)	9 (64%)	0 (0%)	0 (0%)	0 (0%)	\$444,826
Chapel of Dreams	1984	Northern Dancer	10	7 (70%)	6 (60%)	0 (0%)	0 (0%)	0 (0%)	\$969,180
Comedy Act	1979	Shecky Greene	10	9 (90%)	7 (70%)	1 (10%)	1 (10%)	0 (0%)	\$592,216
Dance Number	1979	Northern Dancer	7	6 (86%)	6 (86%)	2 (29%)	2 (29%)	1 (14%)	\$4,689,624
Dawn's Curtsey	1982	Far North	14	10 (71%)	10 (71%)	1 (7%)	0 (0%)	0 (0%)	\$2,054,440
De La Rose	1978	Nijinsky II	8	7 (88%)	5 (63%)	2 (25%)	2 (25%)	1 (13%)	\$1,975,750
Duty Dance	1982	Nijinsky II	15	11 (73%)	5 (33%)	1 (7%)	1 (7%)	0 (0%)	\$1,080,424
Fall Aspen	1976	Pretense	14	13 (93%)	12 (86%)	9 (64%)	8 (57%)	4 (29%)	\$6,928,652
Folk Art	1982	Nijinsky II	4	3 (75%)	1 (25%)	0 (0%)	0 (0%)	0 (0%)	\$1,386,644

Dam	YOB	Dam's Sire	Foals	Rnrs (% FIs)	Wnrs (% FIs)	SW (% FIs)	GSW (% FIs)	G1SW (% FIs)	Progeny Earnings
Gay Style	1970	Sir Gaylord	9	5 (56%)	3 (33%)	0 (0%)	0 (0%)	0 (0%)	\$612,204
Heartlight No. One	1980	Rock Talk	9	6 (67%)	6 (67%)	0 (0%)	0 (0%)	0 (0%)	\$649,766
Hidden Light	1983	Majestic Light	14	10 (71%)	8 (57%)	1 (7%)	1 (7%)	0 (0%)	\$2,559,556
I'm Splendid	1983	Our Native	9	9 (100%)	5 (56%)	0 (0%)	0 (0%)	0 (0%)	\$961,998
Imminence	1972	Native Charger	4	4 (100%)	2 (50%)	0 (0%)	0 (0%)	0 (0%)	\$280,624
Ivory Wand	1973	Sir Ivor	7	5 (71%)	5 (71%)	1 (14%)	1 (14%)	1 (14%)	\$1,042,260
Kapalua Butterfly	1981	Stage Door Johnny	8	7 (88%)	5 (63%)	2 (25%)	1 (13%)	0 (0%)	\$929,094
Life At the Top	1983	Seattle Slew	8	6 (75%)	4 (50%)	1 (13%)	1 (13%)	0 (0%)	\$1,468,492
Magazine	1970	Prince John	8	5 (63%)	4 (50%)	1 (13%)	1 (13%)	0 (0%)	\$315,812
Misty Native	1975	Native Charger	2	0 (0%)	0 (0%)	0 (0%)	0 (0%)	0 (0%)	
Mom's Command	1982	Top Command	15	11 (73%)	9 (60%)	1 (7%)	0 (0%)	0 (0%)	\$856,390
Monroe	1977	Sir Ivor	18	17 (94%)	14 (78%)	4 (22%)	3 (17%)	1 (6%)	\$3,088,059
Mysterious	1970	Crepello (GB)	10	8 (80%)	7 (70%)	0 (0%)	0 (0%)	0 (0%)	\$212,808
Northern Trick	1981	Northern Dancer	12	11 (92%)	7 (58%)	1 (8%)	0 (0%)	0 (0%)	\$719,582
Queen of Song	1979	His Majesty	10	8 (80%)	8 (80%)	2 (20%)	0 (0%)	0 (0%)	\$1,908,834
Queen to Conquer	1976	King's Bishop	13	10 (77%)	8 (62%)	2 (15%)	1 (8%)	0 (0%)	\$4,335,106
Revidere	1973	Reviewer	11	6 (55%)	6 (55%)	1 (9%)	0 (0%)	0 (0%)	\$396,046
Scoot	1983	Mr. Prospector	9	6 (67%)	4 (44%)	0 (0%)	0 (0%)	0 (0%)	\$1,450,426
Sw's Exceller	1982	Exceller	4	3 (75%)	3 (75%)	0 (0%)	0 (0%)	0 (0%)	\$763,366
Snap Apple	1972	Herbager	2	1 (50%)	0 (0%)	0 (0%)	0 (0%)	0 (0%)	\$5,100
Squander	1974	Buckpasser	12	7 (58%)	6 (50%)	3 (25%)	1 (8%)	0 (0%)	\$1,529,274
Talking Picture	1971	Speak John	16	13 (81%)	10 (63%)	5 (31%)	3 (19%)	1 (6%)	\$1,559,518
Tango Dancer	1979	Unconscious	6	5 (83%)	3 (50%)	0 (0%)	0 (0%)	0 (0%)	\$1,915,488
Tappahannock	1971	Chieftain	5	4 (80%)	2 (40%)	0 (0%)	0 (0%)	0 (0%)	\$71,106
Tina Tina Too	1978	Drone	12	10 (83%)	4 (33%)	0 (0%)	0 (0%)	0 (0%)	\$229,652
Truly Bound	1978	In Reality	14	10 (71%)	7 (50%)	3 (21%)	1 (7%)	0 (0%)	\$889,350
Wild Applause	1981	Northern Dancer	14	10 (71%)	9 (64%)	4 (29%)	4 (29%)	1 (7%)	\$3,595,688
<b>All Siblings, GSWs</b>			<b>481</b>	<b>368 (77%)</b>	<b>284 (59%)</b>	<b>64 (13%)</b>	<b>41 (9%)</b>	<b>11 (2%)</b>	

### Siblings with 4.00+ SSIs/no GSWs, 1970-1984

Dam	YOB	Dam's Sire	Foals	Rnrs (% FIs)	Wnrs (% FIs)	SW (% FIs)	GSW (% FIs)	G1SW (% FIs)	Progeny Earnings
Ancient Art	1976	Tell	13	8 (62%)	4 (31%)	0 (0%)	0 (0%)	0 (0%)	\$264,408
Basquette	1977	Creme dela Creme	10	9 (90%)	4 (40%)	1 (10%)	0 (0%)	0 (0%)	\$470,248
Beaconaire	1974	Vaguely Noble	14	11 (79%)	9 (64%)	3 (21%)	3 (21%)	1 (7%)	\$2,859,262
Before Sundown	1984	Conquistador Cielo	5	5 (100%)	4 (80%)	1 (20%)	0 (0%)	0 (0%)	\$397,044
Confidentiality	1981	Lyphard	7	6 (86%)	3 (43%)	1 (14%)	1 (14%)	0 (0%)	\$680,190
Continental Girl	1980	Transworld	11	10 (91%)	6 (55%)	2 (18%)	2 (18%)	1 (9%)	\$5,414,872
Cope of Flowers	1982	Tom Rolfe	13	8 (62%)	5 (38%)	0 (0%)	0 (0%)	0 (0%)	\$800,156
Damearco	1982	Damascus	14	8 (57%)	5 (36%)	0 (0%)	0 (0%)	0 (0%)	\$668,380
Dancing	1981	Forli	7	4 (57%)	2 (29%)	1 (14%)	1 (14%)	0 (0%)	\$102,708
Dancing Slippers	1981	Nijinsky II	11	10 (91%)	6 (55%)	0 (0%)	0 (0%)	0 (0%)	\$549,292
Danseuse Etoile	1974	Buckpasser	13	7 (54%)	6 (46%)	4 (31%)	2 (15%)	0 (0%)	\$1,367,696
Donna Inez	1975	Herbager	13	12 (92%)	9 (69%)	2 (15%)	0 (0%)	0 (0%)	\$1,201,658
Dont Worry Bout Me	1983	Foolish Pleasure	8	8 (100%)	7 (88%)	2 (25%)	1 (13%)	0 (0%)	\$1,724,660
Double Deceit	1976	Northern Dancer	4	3 (75%)	3 (75%)	0 (0%)	0 (0%)	0 (0%)	\$266,968
Fairy Dance	1975	Northern Dancer	10	7 (70%)	3 (30%)	0 (0%)	0 (0%)	0 (0%)	\$182,434
Future Tense	1973	Pretense	10	10 (100%)	9 (90%)	0 (0%)	0 (0%)	0 (0%)	\$982,608
Glowing Prospect	1982	Mr. Prospector	2	2 (100%)	1 (50%)	0 (0%)	0 (0%)	0 (0%)	\$14,422
Heroic Heart	1980	Hoist the Flag	14	11 (79%)	8 (57%)	0 (0%)	0 (0%)	0 (0%)	\$1,570,762
Jolivar	1976	Herbager	9	7 (78%)	5 (56%)	1 (11%)	1 (11%)	1 (11%)	\$370,240
La Atrevida	1977	Bold Bidder	6	4 (67%)	3 (50%)	0 (0%)	0 (0%)	0 (0%)	\$186,524
Middle Cornish	1975	Speak John	15	12 (80%)	10 (67%)	2 (13%)	0 (0%)	0 (0%)	\$1,313,818
Mint Cooler	1984	Key to the Mint	9	7 (78%)	4 (44%)	0 (0%)	0 (0%)	0 (0%)	\$321,192
Ms. Ross	1976	Hoist the Flag	6	4 (67%)	4 (67%)	1 (17%)	0 (0%)	0 (0%)	\$256,456
Pasadoble	1979	Prove Out	10	7 (70%)	5 (50%)	2 (20%)	1 (10%)	1 (10%)	\$4,467,716
Pennygown	1973	Herbager	3	3 (100%)	3 (100%)	1 (33%)	1 (33%)	0 (0%)	\$900,886
Princess Oola	1978	Al Hattab	7	7 (100%)	5 (71%)	2 (29%)	0 (0%)	0 (0%)	\$469,660
Red Ember	1980	Crimson Satan	8	7 (88%)	5 (63%)	0 (0%)	0 (0%)	0 (0%)	\$593,360
Regal Road	1971	Graustark	10	7 (70%)	6 (60%)	2 (20%)	0 (0%)	0 (0%)	\$1,139,360
Ring O'Bells	1974	Grey Dawn II	13	9 (69%)	6 (46%)	1 (8%)	0 (0%)	0 (0%)	\$648,832
Sea Basque	1984	Seattle Slew	8	7 (88%)	5 (63%)	0 (0%)	0 (0%)	0 (0%)	\$320,488
Shy Light	1984	Tom Rolfe	5	4 (80%)	3 (60%)	0 (0%)	0 (0%)	0 (0%)	\$599,646
Spring Is Here	1972	In Reality	5	5 (100%)	5 (100%)	2 (40%)	2 (40%)	1 (20%)	\$2,379,048
Sweet Slew	1980	Seattle Slew	10	6 (60%)	5 (50%)	0 (0%)	0 (0%)	0 (0%)	\$738,108
Till You	1981	Exclusive Native	11	8 (73%)	6 (55%)	0 (0%)	0 (0%)	0 (0%)	\$544,796
Trebor's Choice	1982	Damascus	11	9 (82%)	9 (82%)	1 (9%)	0 (0%)	0 (0%)	\$1,659,766
Two for the Show	1973	Stage Door Johnny	12	10 (83%)	6 (50%)	2 (17%)	2 (17%)	0 (0%)	\$1,653,056
<b>All Siblings, no GSWs</b>			<b>337</b>	<b>262 (78%)</b>	<b>189 (56%)</b>	<b>34 (10%)</b>	<b>17 (5%)</b>	<b>5 (1%)</b>	

# Stallion PROFILE:

## Silver Deputy

# GOLDEN YEARS FOR SILVER DEPUTY

After eight years at stud, Silver Deputy's star began rising in 1997 and has never descended. It was that year the dark bay son of Deputy Minister — then standing for \$10,000 — rose to 17th on the North American general sire list with more than \$3.4 million in progeny earnings. But that step only put him on the threshold of a much higher and quicker ascent.

The following year a talented bay filly named Silverbulletday, out of Rokeby Rose (by Tom Rolfe), became Silver Deputy's first millionaire and first grade I winner. Her tremendous 2-year-old season included victories in five graded stakes, most notably the 1998 Breeders' Cup Juvenile Fillies (gr. I), which earned her championship honors. Remarkably, Silverbulletday wasn't her sire's only big horse of the year. Two other offspring of Silver Deputy became champions in 1998: Deputy Inxs, who was Canada's champion sprinter, and Archers Bay, Canadian champion 3-year-old colt.

Together these three carried Silver Deputy to the fifth spot on the general sire list with \$6,127,018 in earnings. Still, the best was yet to come.

Silverbulletday came back even stronger in 1999 with four grade I victories out of eight graded stakes wins. Though Silverbulletday finished sixth in the Breeders' Cup Distaff (gr. I), she had already done enough to be crowned the year's champion 3-year-old filly. It turned out to be another huge year for Silver Deputy. Deputy Inxs, a gelding out of Roman Heroine (by Bravest Roman) again became Canada's champion sprinter. Another gelding named Gold Star Deputy, out of Andrea Ruckus (by Bold Ruckus), set a track record for 1 5/16 miles in 2:07.32 at Aqueduct and ran a record 1 3/16 miles in 1:56.72 at Delaware Park. Top turf horse Crown Attorney equaled the track record for 1 1/4 miles at Woodbine in an allowance race he finished in 2:01.07.

By the end of 1999, Silver Deputy had climbed to number two on the general sire list with \$6,562,614 in progeny earnings, second only to Storm Cat who became the first North American sire to exceed \$10 million in earnings in a year.

Silver Deputy's momentum as a stallion was rolling and, in terms of mare quality, continues to roll. When the *The Blood-Horse MarketWatch* profiled Silver Deputy in 1997, the average CI for his dams of 1990 through 1995 was 1.89. The quality of his dams has improved appreciably since then, with the average CI of his dams of 2000 through 2004 at 2.29.

The influence of Silverbulletday on elevating Silver Deputy's stud career was pivotal. Foaled in 1996, the champion filly arrived just when Silver Deputy had earned a reputation as a good sire, having sired 34 stakes winners and a number of champions--Deputy Jane West (1992 and 1993), Scotzanna

(1995), and Larkwhistle (1996). Silverbulletday's performances, however, made him a great sire.

"When she came around, his mare quality stepped up and has never backed down," said Ric Waldman, syndicate manager for Silver Deputy. "She was more than a grade I winner; she was a very special filly in a lot of ways and attracted an extraordinary amount of attention. I think in part because she did it early enough in her career. The most precocious grade I winners seem to get more attention."

### A Sire of Value

The high quality of Silver Deputy's books since 2000 have helped assure that his offspring have every opportunity to compete at the highest levels, which they do. Between 2000 and 2002 his runners collectively have included 7.1% stakes winners and 3.3% graded-stakes winners. These percentages are significantly higher than the same statistics for two groups of sires used by *MarketWatch* to gauge a particular sire's success. One group is contemporary stallions that stood for an equivalent stud fee in 2005. In the case of Silver Deputy, the contemporary stallions stood for a fee between \$35,000 and \$40,000. Twelve stallions are in the contemporary group. The other group includes 57 stallions that stood for the same fee since 2000. Both sire groups include Silver Deputy.

The percentage of stakes winners produced by the contemporary stallions between 2000 and 2002 is 5.5% and the percentage of graded-stakes winners is 2.4%. For the historic stallions, the percentage of stakes winners for the same period is 4.8% and the percentage of graded-stakes winners is 2.3%.

When assessed by earning power, Silver Deputy's offspring again excel as compared with the contemporary and historic stallions. The average earnings per runner from 2000 through 2002 for Silver Deputy's progeny is \$83,727. The average earnings for the contemporary sire group for the same period is \$60,798, while the average for the historic sire group is \$49,009. Silver Deputy's runners also outperformed the other two groups in five out of six earnings categories that can be found in a detailed profile chart on page 10. The only category lower than the other sire groups is the \$250,000 to \$499,000 range. The one earnings category that Silver Deputy dominated is the \$500,000 to \$999,000 range. He has 2.7% of his runners from 2000 through 2002 in this category compared with the contemporary sires that have 1.4% and the historic sires that have 0.7%.

The commercial value of Silver Deputy's offspring has also increased appreciably. His three-year yearling sale average for



Silver Deputy

TONY LEONARD

2002 through 2004 is \$143,220, compared with his 1995-97 yearling average of \$38,456. Silver Deputy's yearlings also out-sell the yearlings by the contemporary sires, whose 2002-04 average is \$105,730.

With such strong commercial success and a proven record of producing graded stakes winners and champions, even at 20 years old Silver Deputy appears to be something of a bargain at \$40,000. His stud fee was as high as \$75,000 in 2000 and 2001.

"Stud fee is more than a function of progeny success and sale success," said Waldman. "You also have to consider the number of mares being bred, and the number of seasons available to sell."

In Silver Deputy's case, a fairly large number of seasons are available through Windfields Farm, the once-powerful Canadian breeding and racing operation that owned Silver Deputy during his abbreviated racing career. Silver Deputy started twice and won twice, with his second start being made in the Swynford Stakes, which he won by three and half lengths at Woodbine. After the Swynford, a bone chip was discovered in

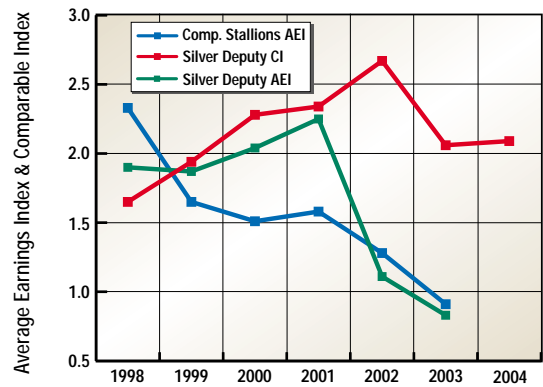
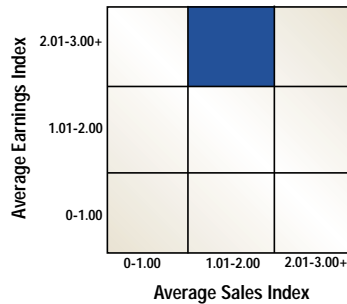
his right knee. Silver Deputy missed the rest of his juvenile season and still was unable to return to racing in 1988. He retired to stud at Windfields near Oshawa, Ontario, in 1990, and the farm still owns half of the stallion, according to Waldman.

Windfields Farm was once Canada's leading breeding and racing organization. The late E.P. Taylor, who founded Windfields, was one of the most influential people in Canadian racing in the second half of the 20th Century. He organized the Ontario Jockey Club, built Woodbine Race Course, bred and raced Northern Dancer, and bred English Triple Crown winner Nijinsky II. His son Charles Taylor took over the farm in 1983 and operated it successfully through the late 1990s. Taylor dispersed the majority of the farm's stock in 1996. The dispersal was part of a long-range estate management plan, but during this transition Charles Taylor's health was tragically deteriorating after a battle with cancer he'd been fighting for more than a decade. He died in 1997. Windfields continues to operate a very small breeding operation of only a few mares, which leaves many seasons to Silver Deputy available and creates a lot of opportunity for breeders. <sup>W</sup>

### Broodmare Sire Crosses

Silver Deputy, b, 1985, Deputy Minister-Silver Valley, by Mr. Prospector										
	Foals	Rnrs	Wnrs	2yo Wnrs	Stks Wnrs	AEI	CI	AWD	Chief Earner	Lifetime Earnings
<b>Total for 9 crops</b>	<b>366</b>	<b>229 (63%)</b>	<b>158 (43%)</b>	<b>59 (16%)</b>	<b>26 (7%)</b>	<b>1.97</b>	<b>1.72</b>	<b>6.52</b>	<b>Wake At Noon (97)</b>	<b>\$1,661,808</b>
By Sire:										
A.P.Indy (Seattle Slew)	2	2 (100%)	1 (50%)	1 (50%)	1 (50%)	3.38	4.21	7	Appleby Gardens (00)	\$234,365
Alphabet Soup (Cozzene)	5	5 (100%)	3 (60%)	1 (20%)	0 (0%)	1.51	2.64	7.22	Letters (00)	\$157,470
American Chance (Cure the Blues)	2	2 (100%)	2 (100%)	2 (100%)	1 (50%)	2.59	0.55	5.58	Cut and Shoot (01)	\$192,060
Bold Executive (Bold Ruckus)	5	4 (80%)	3 (60%)	0 (0%)	0 (0%)	1.74	0.87	5.5	Victoria Princess (00)	\$137,528
Cure the Blues (Stop the Music)	2	2 (100%)	2 (100%)	1 (50%)	1 (50%)	11.88	0.93	6.36	Wake At Noon (97)	\$1,661,808
Demaloot Demashoot (Bold Ruckus)	2	2 (100%)	2 (100%)	1 (50%)	1 (50%)	2.74	2.48	6	Trickey Trevor (99)	\$335,635
Devil's Bag (Halo)	5	3 (60%)	2 (40%)	1 (20%)	1 (20%)	3.29	1.37	7.3	Bag Lady Jane (96)	\$233,736
Fly So Free (Time for a Change)	2	2 (100%)	2 (100%)	1 (50%)	1 (50%)	0.74	2.64	6.91	Leap for Joy (99)	\$89,330
Forestry (Storm Cat)	2	1 (50%)	1 (50%)	1 (50%)	1 (50%)	4.16	2.31	5.75	Deputy Storm (01)	\$183,465
Friendly Lover (Cutlass)	10	7 (70%)	6 (60%)	1 (10%)	0 (0%)	0.92	1.24	5.81	Friendly Theresa (00)	\$183,188
Frisk Me Now (Mister Frisky)	1	1 (100%)	1 (100%)	1 (100%)	1 (100%)	3.93	0	6.7	Frisky Spider (01)	\$169,730
Fusaichi Pegasus (Mr. Prospector)	3	1 (33%)	1 (33%)	1 (33%)	1 (33%)	35.72	6.42	7.5	Roman Ruler (02)	\$1,120,800
Hennessy (Storm Cat)	3	2 (67%)	2 (67%)	1 (33%)	1 (33%)	9.96	0.75	7.7	Wiseman's Ferry (99)	\$825,266
Linamix (Mendez)	2	1 (50%)	1 (50%)	1 (50%)	1 (50%)	3.56	0	8.12	Laxlova (02)	\$75,281
Maria's Mon (Wavering Monarch)	3	2 (67%)	2 (67%)	1 (33%)	1 (33%)	2.87	7.99	6.4	Silver Tornado (98)	\$133,075
Mr. Greeley (Gone West)	10	5 (50%)	5 (50%)	3 (30%)	1 (10%)	3.72	3.91	6.44	El Corredor (97)	\$727,920
Mutakddim (Seeking the Gold)	3	3 (100%)	2 (67%)	2 (67%)	1 (33%)	6.47	2.59	7	Miss Noire (99)	\$312,465
Old Trieste (A.P.Indy)	2	2 (100%)	1 (50%)	1 (50%)	1 (50%)	3.35	0	7.64	Mr.Trieste (01)	\$179,252
Precise End (End Sweep)	1	1 (100%)	1 (100%)	1 (100%)	1 (100%)	5.36	2.23	6	Accurate (02)	\$151,538
Roaring Camp (Forty Niner)	8	3 (38%)	0 (0%)	0 (0%)	0 (0%)	0.05	0.5	0	Camp China (02)	\$1,643
Seattle Sleet (Seattle Slew)	1	1 (100%)	1 (100%)	1 (100%)	1 (100%)	3.47	0.28	6.58	Silver Stockings (97)	\$162,443
Silver Charm (Silver Buck)	1	1 (100%)	1 (100%)	1 (100%)	1 (100%)	7.75	4.06	8.4	Preachinathebar (01)	\$362,153
Suave Prospect (Fortunate Prospect)	1	1 (100%)	1 (100%)	1 (100%)	1 (100%)	6.58	0.98	5.8	Umpateedle (99)	\$515,590
Tethra (Cure the Blues)	7	2 (29%)	0 (0%)	0 (0%)	0 (0%)	0	1.13	0	Silver Pearl (03)	\$13,168
Ulises (Temperence Hill)	2	2 (100%)	1 (50%)	1 (50%)	1 (50%)	5.43	0	6.81	Rockem Sockem (01)	\$295,071
Wekiva Springs (Runaway Groom)	1	1 (100%)	1 (100%)	0 (0%)	1 (100%)	7.83	0.94	7.96	Merry Me in Spring (01)	\$124,700
Whiskey Wisdom (Wild Again)	8	4 (50%)	4 (50%)	2 (25%)	2 (25%)	2.74	2.07	7.06	Early Wisdom (99)	\$166,941
Wild Again (Icecapade)	2	2 (100%)	2 (100%)	0 (0%)	1 (50%)	2.26	2.33	6.38	Royal Again (00)	\$158,795

# Stallion PROFILE: Silver Deputy



## 2004 APEX RATINGS BREEDING STATISTICS (BY FOAL CROP)

	Silver Deputy	\$35k-\$40,000 Sires	Breeding Stats	2000	2001	2002	2003	2004	2005	Lifetime 2001-03
APEX A Ratings	2.31	2.01	Named Foals*	69 (75%)	58 (74%)	42 (54%)	73 (79%)	5 (69%)	77 MB	2.33
APEX B Ratings	2.36	1.72	CI	2.28	2.34	2.67	2.06	2.09		
APEX C Ratings	1.83	1.42	Median CPI	2.46	3.02	2.21	2.51	2.46		
APEX ABC Ratings	2.08	1.64								

## RACING STATISTICS (BY FOAL CROP)

	\$35k-\$40,000 Sires, 00-02	05 \$35k-\$40,000 Sires, 00-02	Breed Norm	Silver Deputy 2000-02	1999 No. (% FIs)	2000 No. (% FIs)	2001 No. (% FIs)	2002 No. (% FIs)	Lifetime No. (% FIs)
By Foal Crop									
Starters	76%	83%	66%	79%	62 (87%)	57 (83%)	58 (82%)	28 (67%)	565 (77%)
Winners	49%	55%	44%	58%	46 (65%)	48 (70%)	45 (63%)	13 (31%)	453 (62%)
2yo Winners	15%	18%	11%	16%	9 (13%)	11 (16%)	12 (17%)	7 (17%)	116 (16%)
SWs	4.8%	5.5%	3.1%	7.1%	5 (7%)	6 (8.7%)	5 (7%)	2 (4.8%)	61 (8.3%)
GSWs	2.3%	2.4%	0.6%	3.3%	2 (2.8%)	3 (4.3%)	3 (4.2%)	0	16 (2.2%)
G1SWs	0.7%	0.5%	0.1%	0	0	0	0	0	1 (0.1%)

## EARNING STATISTICS (BY FOAL CROP)

	\$35k-\$40,000 Sires, 00-02	05 \$35k-\$40,000 Sires, 00-02	Breed Norm	Silver Deputy 2000-02	1999 No. (% FIs)	2000 No. (% FIs)	2001 No. (% FIs)	2002 No. (% FIs)	Lifetime No. (% FIs)
\$50k-\$99k	10%	14%	6%	17%	16 (23%)	18 (26%)	11 (15%)	2 (5%)	118 (16%)
\$100k-\$249k	6%	9%	5%	11%	12 (17%)	8 (12%)	10 (14%)	2 (5%)	95 (13%)
\$250k-\$499k	1.4%	1.9%	0.8%	1.1%	4 (5.6%)	0	2 (2.8%)	0	24 (3.3%)
\$500k-\$999k	0.7%	1.4%	0.2%	2.7%	0	3 (4.3%)	2 (2.8%)	0	15 (2.0%)
\$1M +	0.3%	0.1%	0.1%	0.5%	1 (1.4%)	1 (1.4%)	0	0	5 (0.7%)
Avg. Earn./Rnr	\$49,650	\$60,798	\$15,974	\$83,727	\$92,956	\$108,454	\$86,092	\$28,489	\$99,944
Total Earn.	\$133,260,198	\$74,416,389		\$11,972,929	\$5,783,287	\$6,181,890	\$4,993,360	\$797,679	\$56,162,147
2yo Earn. (% Total Earn.)	19%	20%	11%	22%	8%	15%	28%	39%	15%
Turf Earn. (% Total Earn.)	32%	23%	14%	24%	10%	24%	23%	25%	16%
AEI	1.63	1.49	1.00	2.01	1.87	1.51	2.26	1.11	2.08

## COMMERCIAL STATISTICS (BY FOAL CROP)

	05 \$35k-\$40k Sires, 02-04 Avg.	Silver Deputy 02-04 Avg.	Breed Norm, 02-04	By Foal Crop Stud Fee	1999 Avg. (# Sold)	2000 Avg. (# Sold)	2001 Avg. (# Sold)	2002 Avg. (# Sold)	2003 Avg. (# Sold)	2004 Avg. (# Sold)	2005 Avg. (# Sold)
Sales Avgs				\$40,000	\$40,000	\$75,000	\$75,000	\$40,000	\$40,000	\$40,000	\$40,000
Weanling Avg.	\$96,759	\$111,458	\$31,663	Weanling Avg.	\$134,455 (11)	\$107,750 (8)	\$91,250 (4)	\$135,000 (1)	\$138,833 (6)	\$73,900 (5)	
Yearling Avg.	\$105,730	\$143,220	\$50,348	Yearling Avg.	\$174,732 (34)	\$117,014 (35)	\$133,194 (34)	\$152,303 (29)	\$133,996 (46)	\$175,400 (5)	
2yo Avg.	\$101,805	\$169,543	\$48,488	2yo Avg.	\$37,042 (12)	\$128,136 (11)	\$55,286 (7)	\$243,857 (7)	\$111,744 (9)		

\* The number of named foals is accompanied by a percentage of live foals.

PEDIGREE: SILVER DEPUTY		
Vice Regent, 1967 Deputy Minister, dk b/br, 1979 Mint Copy, 1970	Northern Dancer, 1961	Nearctic, by Nearco Natalma, by Native Dancer
	Victoria Regina, 1958	Menetrier, by Fair Copy Victoriana, by Windfields
	Bunty's Flight, 1953	Bunty Lawless, by Ladder Broomflight, by Deil
	Shakney, 1964	Jabneh, by Bimelech Grass Shack, by Polynesian
Mr. Prospector, 1970 Silver Valley, ch, 1979 Seven Valleys, 1972	Raise a Native, 1961	Native Dancer, by Polynesian Raise You, by Case Ace
	Gold Digger, 1962	Nashua, by Nasrullah Sequence, by Count Fleet
	Road at Sea, 1964	Bald Eagle, by Nasrullah Hard-a-Lee, by Turn-to
	Proud Pied, 1966	Seven Corners, by Roman Ancient History, by Gallant Man

Lifetime Stats	2YO		3YO+		ALL	
	Silver Deputy	Breed Norm	Silver Deputy	Breed Norm	Silver Deputy	Breed Norm
Avg. Starts	3.09	4.00	18.28	20.88	18.62	21.77
Avg. Win. Dist.	6.18	6.22	6.86	7.02	6.79	6.95
Avg. SW Dist.	6.61	6.93	7.72	8.19	7.43	7.96

	Dirt	Turf	Males	Females
Foals			394	380
Starters (% FIs)	555 (72%)	316 (41%)	304 (70%)	258 (68%)
Winners (% FIs)	427 (55%)	70 (9%)	254 (64%)	194 (51%)
Stakes Winners (% FIs)	53 (7%)	11 (1%)	37 (9%)	24 (6%)
Stakes Placers (% FIs)	49 (6%)	15 (2%)	31 (8%)	22 (6%)
Earnings	\$47,175,177	\$8,944,054	\$36,172,680	\$19,946,551
Avg. Starts/Starter	16.5	4.3	23.4	13.2
Avg. Earnings/Start	\$5,156	\$6,581	\$5,086	\$5,874
Avg. Earnings/Starter	\$85,000	\$28,304	\$118,989	\$77,312
Avg. Winning Distance	6.65	8.23	6.86	6.64
AEI	2.26	1.04	1.84	2.47


## MOVING FOALS TO THE CENTER

Most biomechanical appraisals of a horse begins with a statement of its strengths followed by an assessment of the traits needed for the horse to be successful. In the case of Silver Deputy, the bay son of Deputy Minister possesses an uncommon number of good qualities that cross well with a wide variety of mares.

Based on a biomechanical profile done by the DataTrack International consulting firm, Silver Deputy falls just shy of being a Type I stallion, which includes sires that are an outstanding match with virtually every type of mare. Type I stallions, such as Northern Dancer and Mr. Prospector, possess the ideal balance of stride, power, and weight.

What puts the 20-year-old Silver Deputy so near the “center of the breed” is his extraordinary balance of stride and power. Being ever so light in weight is the only factor that makes Silver Deputy fall into the Type II category instead of Type I. While weight is not considered a factor that makes horses faster, effective biomechanics requires the weight of muscle and a moderate amount of fat to produce the energy that allows them to move quickly and maintain their speed over a distance. The racehorse also must be able to use its energy efficiently through a good combination of stride and power, which are the mechanical components that make a horse athletically gifted. In Silver Deputy, stride and power are perfectly balanced.

A stallion that blends well with a mare is a sire that produces foals with a balance of power, stride, and weight even though the mares he's bred to may have shorter or longer strides than his own or have greater or less power. Because Silver Deputy possesses this quality, if he were mated to a robust mare with a choppy, pounding stride that couldn't withstand much training because of her weight and poor action, the resulting foal is to have a longer and smoother stride, be of relatively lighter weight, and so be able to better maintain power. These improvements give the foal a better chance of racing effectively.

Silver Deputy proved early in his stud career that he had the ability to bring out the best in his mares. During his first season at Windfields Farm in Ontario, where he stood for \$2,500 (Canadian), Silver Deputy was booked to a group of modestly successful mares with a collective Comparable Index (CI) of 1.53. The CI indicates how good a mare is as a producer, with 1.00 being the average. One of those mares was Lady d'Arbanville, who had won just over \$8,000 as a racehorse and whose best runner out of eight foals at the time she was first bred to Silver Deputy had been the winner of nearly \$22,000. What the cross with Silver Deputy produced was Deputy Jane West, who was Canada's champion juvenile filly in 1992 and champion 3-year-old filly the next year. 

## Pinhook Prospects

## CTBA/Barretts Preferred Yearling Pinhook Prospects (Oct. 4)

Hip #	Sex	Sire-Dam	Previous Sale	Price	Buyer
5	C	Beau Genius-Zonie Idea	04KEENOV	(\$7,000)	D.J. Burke & J. Johnson Jr.
18	F	Madraar-Anna's Arrival	05BARJAN	\$6,000	Michael Jones
24	F	Oly Ogy-Bar Breeze	05BARJAN	\$10,000	Julie Adair, agt
29	F	Town Caper-Blair's Favorite	04BAROCT	\$6,000	Robert Mitchell
33	F	Stormin Fever-Box Office Gold	04KEENOV	\$10,000	Janavar T'breds
33	F	Stormin Fever-Box Office Gold	05BARJAN	\$20,000	Michael Jones
38	F	Muqtarib-Brewing	04BAROCT	\$10,500	John B. Crook
51	C	Hennessy-Cheryl's Sister	05FTKJUL	(\$47,000)	Havens Bldstk Agency, agt
66	C	Behrens-Dawning Storm	04KEENOV	\$3,500	McMurry T'bred Services
84	C	Memo (CHI)-Exposee	05BARJAN	(\$5,500)	Havens Bldstk Agency, agt
86	C	High Yield-Fee Fi Foe	04KEENOV	\$5,500	Jon Hanisch
99	F	Jade Hunter-Gata Secreta	05KEEJAN	\$22,000	G. Van Leer, agt
121	C	Malek (CHI)-Igoferu	05BARJAN	\$5,500	Hal Oliver, agt
133	F	Marquetry-Just Tops	05FTKJUL	\$25,000	Dan Jensen
163	F	Muqtarib-Maggie's Melody	04BAROCT	\$11,500	Robert Mitchell
192	C	Valid Wager-My Thellie	05BARJAN	\$8,500	Darrell Vienna
204	F	Bertrando-Nunero Uno	05FTKJUL	(\$27,000)	Havens Bldstk Agency, agt

Hip #	Sex	Sire-Dam	Previous Sale	Price	Buyer
219	C	Liberty Gold-Piratical	05WASSEP	\$17,000	Jeff Bonde
228	F	Smokester-Prizes Are Lovely	05BARJAN	\$22,000	Darrell Vienna
255	C	In Excess (IRE)-Seattle Carla	05BARJAN	\$30,000	Darrell Vienna
256	C	Old Topper-Secret Approval	04BAROCT	\$6,000	Dahlberg Farms
258	C	Beau Genius-Sentimental Susan	05BARJAN	\$14,000	Hal Oliver, agt
259	F	Tale of the Cat-Shagoof	04KEENOV	(\$62,000)	Ralph Bodine
264	C	Richter Scale-Slewdrena	05KEEJAN	\$47,000	Timberline Stable
264	C	Richter Scale-Slewdrena	05FTKJUL	(\$40,000)	Taylor Made Sales Agency, agt
268	F	Unusual Heat-Solar Art	05BARJAN	\$21,000	Darrell Vienna
270	F	Unusual Heat-Specialcircumstnce	05BARJAN	\$12,000	Jinx Stuart, agt
281	F	Swiss Yodeler-Sunday Symphony	05KEEJAN	(\$24,000)	Candlebrooke Farm, agt
282	F	Free House-Sunny Shines	04BAROCT	\$8,000	D. Helmuth
284	F	Devon Lane-Susita Song	05BARJAN	\$8,000	JB Bldstk
293	C	Illinois Storm-Tingle Me	05BARJAN	\$18,000	Hal Oliver, agt
323	C	Officer-Wortheverycent	05FTKJUL	(\$95,000)	Eaton Sales, agt
324	C	Devil His Due-Worthy Lady	05KEEJAN	\$31,000	John Deer Farm
324	C	Devil His Due-Worthy Lady	05FTKJUL	\$32,000	Dan Jensen

## Breeders Sales Co. of Louisiana Fall Mixed Sale (Oct. 15-16)

Hip #	Sex	Sire-Dam	Previous Sale	Price	Buyer
26	C	Storm Day-Pay the Line	05TEXAUG	\$31,000	Stinson & Farr Farm
62	C	Storm Day-Sandy Bay Lady	04LOUOCT	\$15,000	L.P.Thibodaux, agt
63	C	Classic Alliance-Sarabelli	05STMMIX	(\$2,500)	David N. Meche
70	F	Deputy Diamond-Set to Go	04LOUOCT	\$1,100	Sleeper T'breds
99	C	Ide-Swoop City	05TEXAUG	\$9,000	Dwight Fugate
107	C	Scatmandu-T's Spirit	05LTBSPR	(\$5,200)	Breaking Point Farm, agt
108	C	Tour d'Or-Tunedtoperfection	05TEXAUG	\$10,000	Ideal Partners
146	F	Ide-Blue Moon Marie	05OBSAUG	(\$15,000)	N. Bauman, agt
163	C	Ide-Cherokee Avenue	04OBSOCT	\$10,000	Takin Chances Stable
163	C	Ide-Cherokee Avenue	05OBSAUG	\$15,000	Ray Sibille
192	C	Prince of the Mt.-Expensive Edna	04LOUOCT	\$700	William Pennell
213	F	Homebuilder-Gift of Joy	05OBSWIN	(\$8,000)	Montgomery Equine Ctr, agt
219	C	Busterwaggley-Groovy Angel	05STMMIX	\$300	Don Stemmans
229	F	High Yield-I Don't Know	04FTKNOV	\$8,000	Mark Toothaker
232	F	Devil His Due-Intoxicated	05TEXAUG	\$35,000	Lee Young
239	F	Choosing Choice-Kelly's Pac Girl	05LTBAUG	(\$2,500)	B. & L. Sebastien
254	M	Conquistador Cielo-Aragon	96KEESEP	\$32,000	Barnett Stables
254	M	Conquistador Cielo-Aragon	03KEEJAN	(\$12,000)	Highclere Sales, agt
255	M	Skip Trial-Deanna's Knave	95OBSAPR	\$17,500	Richard Hogan
255	M	Skip Trial-Deanna's Knave	00OBSOCT	\$19,000	Jack Brothers
255	M	Skip Trial-Deanna's Knave	03FTKNOA	\$6,500	Jim Gaston
257	M	Marfa-Glassy Street	01LOUOCT	\$5,000	Tammy Peck
259	M	Riverman-Madame Dancer	91KEESEP	\$16,000	Diane Perkins
259	M	Riverman-Madame Dancer	99KEEJAN	\$11,000	Ray Murphy
259	M	Riverman-Madame Dancer	03KEEJAN	\$1,000	Long Farm
259	M	Riverman-Madame Dancer	05KEEJAN	\$3,200	Liberty Bldstk
260	M	Loup Sauvage-Carol's Prospector	01KEESEP	\$2,700	Jimmy L. Gaston
261	M	With Approval-Majestic Debster	00OBSWIN	\$5,000	Haras 12 de Octobre
261	M	With Approval-Majestic Debster	00OBSAUG	(\$6,000)	Thoroughstock, agt
261	M	With Approval-Majestic Debster	01OBSAPR	\$7,000	DeLuca & Sons Stable
263	F	Deputy Commander-Lady Dyna	04KEESEP	\$10,000	Rolling Hills Farm
268	M	Dayjur-Mythographer	04KEENOV	\$6,000	David Meche
270	M	Moneychanger-Another Fling	03LTBSPR	\$2,400	Dorothy Cotton
271	M	Bag-Native Fan	00LOUOCT	\$2,000	B & G Stables
272	M	Raised Socially-White Jasmine	85KEESEP	\$30,000	St. Louis Stable
272	M	Raised Socially-White Jasmine	97ARKNOV	\$2,200	McDermott Ranch
272	M	Raised Socially-White Jasmine	98OBSOCT	(\$3,700)	Dunnhall, agt

Hip #	Sex	Sire-Dam	Previous Sale	Price	Buyer
272	M	Raised Socially-White Jasmine	99LTBSPR	\$7,000	D.R. Caldwell
273	M	Nelson-Alta's Princess	04FTKNOV	\$2,200	Don Hargroder
274	M	Phone Trick-Saucy Mae	97KEESEP	\$120,000	Crescent City Stable
275	M	Northern Jove-Current Answer	89ONTSEP	\$25,194	R. McCarthy Bldstk
275	M	Northern Jove-Current Answer	98OBSOCT	\$3,000	Gary Patrick
278	M	Carr de Naskra-Annual Apportion	97KEESEP	\$7,500	Autumn Hill Farms
284	M	Mountain Cat-Do So	98KEESEP	(\$35,000)	Fred Seitz, agt
286	M	Bon Point (GB)-Kiwi Sunshine	05OBSWIN	\$3,500	Circle H Farm
290	M	Jolie Jo-Can Nelly Run	99ARKNOV	\$1,600	Luther Wicker
291	M	Quiet American-Elegant Asset	00FTKCOCT	(\$37,000)	Idle Hour Farm, agt
291	M	Quiet American-Elegant Asset	01EASMAY	\$14,500	William H. Poland
292	M	Hazaam-Rea (ARG)	99KEEJAN	\$3,700	Ruth Clafin
293	M	Geiger Counter-Rare Thing	95KEESEP	(\$8,500)	Blandford Stud
293	M	Geiger Counter-Rare Thing	00KEENOV	(\$7,000)	Jonabell Sales, agt
293	M	Geiger Counter-Rare Thing	04KEENOV	\$3,000	Neal McFadden
294	M	Proper Reality-Six Dozen	00EASDEC	\$3,200	Jack Brothers
294	M	Proper Reality-Six Dozen	02OBSWIN	\$5,000	Gary Patrick
296	M	Copelan-Regal Princess	95KEENOV	\$40,000	Starsfell Farms
296	M	Copelan-Regal Princess	01KEENOV	(\$9,500)	Crosswind Farm
296	M	Copelan-Regal Princess	01KEEJAN	\$5,000	John J. Jacob
296	M	Copelan-Regal Princess	05KEEJAN	\$2,000	Windsworth Farms
298	M	Bates Motel-Double Mirage	96KEEJAN	\$8,200	Greenway Bldstk
298	M	Bates Motel-Double Mirage	96KEESEP	\$10,000	E. R. & I. J. Meyer
300	M	Runaway Groom-Woodland Manor	98KEESEP	\$60,000	Tom Durant
301	F	Toolighttoquit-Proper Mist	05LOUMAR	\$6,500	Sean Alfortish
304	M	Saratoga Six-No Peeking	01LTBAUG	(\$3,000)	Traders Rest Farm, agt
304	M	Saratoga Six-No Peeking	02LOUMAR	\$13,000	Albert Pusch
306	M	Two Punch-Dixieland Queen	94EASDEC	\$12,000	Mary Anne Parris
306	M	Two Punch-Dixieland Queen	95FTKCOCT	\$13,000	Allen Jenkins
306	M	Two Punch-Dixieland Queen	96FTMMAY	\$35,000	Ike & Dawn Thrash
307	M	Irish River (FR)-Star in the North	94KEENOV	\$25,000	Larry Millison
307	M	Irish River (FR)-Star in the North	95OBSWIN	\$30,000	Alvin Goebel
307	M	Irish River (FR)-Star in the North	03KEEJAN	(\$21,000)	FitzGerald/Keogh, agts
307	M	Irish River (FR)-Star in the North	04KEENOV	\$6,000	Terry Adcock
308	M	Fit to Fight-Jessica's Sisu	95KEEJAN	\$14,000	M. W. Silverman
308	M	Fit to Fight-Jessica's Sisu	95KEESEP	\$8,000	Galard Lane

## Breeders Sales Co. of Louisiana Fall Mixed Sale (Oct. 15-16)

Hip #	Sex	Sire-Dam	Previous Sale	Price	Buyer
311	F	Alphabet Soup- Red Journey	03LOUOCT	(\$13,000)	Gabriel T'breeds
312	M	Little Missouri-Slewduce Me	95KEESEP	\$32,000	Roy K. Monroe
315	M	Hatchet Man-Word Woman	97OBSAUG	\$8,000	J. Eastman
315	M	Hatchet Man-Word Woman	00EASDEC	(\$6,500)	Blue Ridge Farm, agt
316	F	Homebuilder- Bellofthedance	05LOUMAR	(\$6,500)	Ryder River Ridge Farm
319	M	Affirmed-Politician	97KEENOV	\$30,000	Roy K. Monroe
319	M	Affirmed-Politician	98KEENOV	\$30,000	Peter Herman
319	M	Affirmed-Politician	02KEENOV	\$10,000	Jim Hodges
320	M	Cox's Ridge-Sun Sprite	90FTKNOV	\$65,000	Group One Stable
320	M	Cox's Ridge-Sun Sprite	97KEENOV	(\$100,000)	Walmac Int'l, agt
320	M	Cox's Ridge-Sun Sprite	01KEEJAN	(\$24,000)	Walmac Int'l, agt
320	M	Cox's Ridge-Sun Sprite	02KEENOV	\$3,200	David Beard
321	M	Star de Naskra- Genuine Regret	89FTKSEP	(\$19,500)	L. Clay Camp
321	M	Star de Naskra- Genuine Regret	90OBSMAR	\$50,000	Marty Hershe Jr.
321	M	Star de Naskra- Genuine Regret	94OBSOCT	\$5,200	York Bldstk
321	M	Star de Naskra- Genuine Regret	05OBSWIN	\$6,500	Dr. Natalie Montgomery
322	M	Premiership-Perilous Star	04FTKFEB	\$1,700	Will Thomas
323	M	Green Forest- Separate Bedrooms	92FTLAPR	\$32,000	David Beard
324	F	Prince of the Mt.- Malagra's Mistress	04LOUOCT	\$2,200	G. McCormick
326	M	Seattle Knight- Supreme Being	95FTTSEP	\$7,500	Herb Lambert
327	M	Honey Jay-Appaluce	04KEENOV	\$13,500	Windsworth Farms
329	M	Northjet (IRE)-Take the Oath	91KEESEP	\$4,000	Joel Zawitz
329	M	Northjet (IRE)- Take the Oath	92FTMMAY	\$6,200	R. Landry
329	M	Northjet (IRE)-Take the Oath	04OBSOCT	\$2,200	519 T'breeds
330	M	Red Ransom-Arjunand	00KEESEP	(\$210,000)	Mill Ridge Sales, agt
330	M	Red Ransom-Arjunand	01EASMAY	(\$105,000)	Kirkwood Stables, agt
330	M	Red Ransom-Arjunand	03KEENOV	\$22,000	Millsap Stables
332	M	Tejano Run-Eastern Diva	00FTKOCT	\$4,000	E.M. Cobb
333	F	Forty Won-A Simple Heart	03LOUOCT	\$3,000	G. McCormick II
335	M	Silver Hawk-Dacertina (FR)	96BAROCT	\$7,000	John Haendiges
335	M	Silver Hawk-Dacertina (FR)	97BAROCT	(\$12,000)	Berkey Bldstk Services, agt
335	M	Silver Hawk-Dacertina (FR)	99BARJAN	\$7,300	W. Thomson
335	M	Silver Hawk-Dacertina (FR)	00BARJAN	\$1,500	Louis Ross, agt
335	M	Silver Hawk-Dacertina (FR)	00LTBSPR	\$4,000	LD Farms
338	M	Proper Reality- Study the Beat	00LTBSPR	(\$2,700)	LD Farms
338	M	Proper Reality- Study the Beat	02LOUOCT	(\$1,000)	LD Farms
339	M	Gate Dancer-Kynkie Way	01LTBSPR	\$13,000	H. McNamara Jr.
340	M	Twining-Irish Shilling	97KEENOV	(\$20,000)	Prestonwood Farm, LLC

Hip #	Sex	Sire-Dam	Previous Sale	Price	Buyer
340	M	Twining-Irish Shilling	98KEESEP	\$15,000	Mahlon W. McCall
340	M	Twining-Irish Shilling	99OBSMAR	(\$12,000)	Flying Finish Farm, agt
340	M	Twining-Irish Shilling	03TEXDEC	\$3,000	Fairmont T'breeds
341	M	Mystery Storm-Scrod	01LOUOCT	\$7,000	David Beard
342	F	Greenwood Lake-Mt. Vidor	03OBSAUG	\$2,000	McCormick Stables
343	F	Placid Fund- Lucky in Kentucky	03LOUOCT	\$2,800	Jim Newman
344	M	Local Talent-Mother Cat	97KEESEP	\$2,000	Elise W. Kendall
344	M	Local Talent-Mother Cat	01KEEJAN	\$10,000	Blackburn Farm, agt
344	M	Local Talent-Mother Cat	04LOUOCT	(\$2,700)	Brehon Farm, agt
345	M	Fortunate Prospect- Prospector's Wind	97FTKNOV	\$7,500	R Bar S
345	M	Fortunate Prospect- Prospector's Wind	01KEENOV	(\$10,000)	Walmac Int'l, agt
347	M	With Approval-Lyphover	04LTBSPR	\$18,000	Ralph Wadleigh
349	M	Temperence Hill-Xenia	96ARKNOV	\$6,700	Doug Lancaster
349	M	Temperence Hill-Xenia	00OBSWIN	(\$19,000)	Dunnhall, agt
349	M	Temperence Hill-Xenia	00ARKFEB	\$20,000	W. L. Pennington
351	M	Rarerullah-Mattashli	01LOUOCT	\$800	Luther Wicker
352	M	Vice Regent-Love You (GB)	88NBHUNT	\$155,000	Fasig-Tipton Bldstk, agt
352	M	Vice Regent-Love You (GB)	88FTSAUG	\$350,000	Evergreen T'breeds
352	M	Vice Regent-Love You (GB)	98KEENOV	\$30,000	Dick Lossen, agt
352	M	Vice Regent-Love You (GB)	03KEEJAN	(\$7,200)	Ballinswood Sales, agt
352	M	Vice Regent-Love You (GB)	04KEENOV	\$4,000	D. & D. Brown
353	M	Air Forbes Won- Kentucky Blue (DEN)	89FTKSEP	\$6,000	Tony Schuler
353	M	Air Forbes Won- Kentucky Blue (DEN)	90OBSMAR	\$16,000	Tim Kegel
353	M	Air Forbes Won- Kentucky Blue (DEN)	92FTKJAN	\$8,000	Jon Burgess
353	M	Air Forbes Won- Kentucky Blue (DEN)	96KEEJAN	\$1,700	Dr. K. Kaufeld
353	M	Air Forbes Won- Kentucky Blue (DEN)	03KEENOV	\$8,000	Ross Burdette
354	M	Deposit Ticket- Chateau Princess	00FTKJUL	(\$5,000)	Mineola Farm, agt
357	M	Affirmed-Pancho's Secretary	95KEENOV	\$35,000	B. & J. Becker
357	M	Affirmed-Pancho's Secretary	99KEEJAN	\$9,500	D. Hager II, agt
357	M	Affirmed-Pancho's Secretary	01KEEJAN	\$11,000	LOR Stables
357	M	Affirmed-Pancho's Secretary	01TEXDEC	\$3,000	N. Montgomery
357	M	Affirmed-Pancho's Secretary	04LTBSPR	\$14,500	Don Hargroder
359	M	Blade-Opera	88KEESEP	(\$13,000)	J. Greely, Wintergreen Farm
362	M	Forest Wildcat-Cup of Tricks	01OBSAPR	\$18,000	DeLuca & Sons Stable
362	M	Forest Wildcat-Cup of Tricks	02KEENOV	\$10,000	Rene Gaston
365	M	A. P Jet-Mor Snoozie	01EASOCT	\$15,500	Albert Davis
365	M	A. P Jet-Mor Snoozie	02EASMAY	\$70,000	Gary Gullo, agt
365	M	A. P Jet-Mor Snoozie	04KEENOV	\$4,000	McDowell Farm
366	M	Bag-Spring Needle	99LTBSPR	\$4,700	Ginger Loftin
368	C	Wagon Limit- Dance With Bees	04LOUOCT	\$2,700	B & G Stables

## Breeders Sales Co. of Louisiana Fall Mixed Sale (Oct. 15-16)

Hip #	Sex	Sire-Dam	Previous Sale	Price	Buyer
368	C	Wagon Limit-Dance With Bees	04FTKFEB	\$3,500	I.L. Lange
368	C	Wagon Limit-Dance With Bees	05LOUMAR B & G Stables	(\$3,500)	
369	M	Wolf Power (SAF)-Becoming Bee	99THONOV	\$6,300	Ross Burdette
369	M	Wolf Power (SAF)-Becoming Bee	00KEEJAN	\$13,000	Doug Arnold, agt
369	M	Wolf Power (SAF)-Becoming Bee	01KEEJAN	\$27,000	Windsworth Farms
369	M	Wolf Power (SAF)-Becoming Bee	03KEENOV	(\$22,000)	Oak Lawn Farm, agt
371	M	With Approval-Satan's Satchel	01KEEJAN	\$6,000	Judice Stables
372	M	Cormorant-Popular by Far	97SARAUG	\$7,000	James Cole
374	F	Boston Harbor-Temprana	05OBSWIN	\$4,000	Neal McFadden
375	M	Tap Shoes-Amber Kim	87KEESEP	\$6,500	Rich Matlow, agt
375	M	Tap Shoes-Amber Kim	00KEENOV	\$12,000	Triple Joy Farms
375	M	Tap Shoes-Amber Kim	01KEENOV	\$12,000	Dan & Donna Brown
378	M	Missionary Ridge (GB)-Buddy's Gal	00KEENOV	\$5,500	Terry Adcock
379	M	Known Fact-Roses for Avie	01OBSWIN	\$30,000	David M. Clark
379	M	Known Fact-Roses for Avie	01KEESEP	(\$30,000)	Voute Sales, agt
380	M	Far Out East-Cullinan Star	96FTNMAY	\$3,600	Gary Patrick
381	M	Mining-Sweet Swing	95KEESEP	\$52,000	Bruce Headley
381	M	Mining-Sweet Swing	00BARJAN	\$5,000	Garvan Kelly
381	M	Mining-Sweet Swing	04FTKFEB	\$13,000	Sandra Salmen
383	M	Timeless Native-Madame Spy	88KEESEP	\$24,000	W. A. Dollase
383	M	Timeless Native-Madame Spy	93BAROCT	\$900	Jon L. Starr
383	M	Timeless Native-Madame Spy	95ARKNOV	\$1,200	Jay Adcock
388	M	Metfield-Alpha Gal	94KEESEP	\$5,000	Fred Radolovich
390	C	Leestown-Classy Aly	04LOUOCT	\$4,800	G. McCormick
391	M	Forty Niner-Bought Twice	93KEEJUL	\$335,000	H. James Bond
391	M	Forty Niner-Bought Twice	00KEENOV	\$52,000	Butzer & Goebel
391	M	Forty Niner-Bought Twice	02KEENOV	\$32,000	David Beard
393	M	Cahill Road-Milkshake	96KEENOV	\$11,000	Duane Hopp
393	M	Cahill Road-Milkshake	97WASAUG	\$12,000	Dan Kenny
393	M	Cahill Road-Milkshake	97FTKOCT	\$15,000	Roy K. Monroe
393	M	Cahill Road-Milkshake	98FTKAPR	\$33,000	Robert Pincins
393	M	Cahill Road-Milkshake	00OBSOCT	\$5,000	New Dawn Stud
393	M	Cahill Road-Milkshake	03OBSOCT	\$5,000	Jim Gaston
394	M	Cox's Ridge-Twileen	96FTKOCT	\$7,200	Andrade Farm
394	M	Cox's Ridge-Twileen	02KEEJAN	\$6,000	Southern Equine Stables
395	M	Vanlandingham-Fromcottontosatin	97HERJUL	\$4,000	Rainmaker Farm
395	M	Vanlandingham-Fromcottontosatin	02TEXDEC	\$3,200	J. & N. Montgomery
395	M	Vanlandingham-Fromcottontosatin	03LTBAUG	\$6,200	Don Hargroder
398	M	Fire Dancer-Misty Blue Girl	96OBSAUG	\$14,500	E. Tortora, agt
399	M	Crusader Sword-Guneva	94OBSFEB	\$14,000	John Salzman

Hip #	Sex	Sire-Dam	Previous Sale	Price	Buyer
400	F	Toolighttoquit-Blue Bracelet	05LOUMAR	(\$9,000)	Ryder River Ridge Farm
402	M	Grey Dawn II-Pure Platinum	97KEENOV	(\$40,000)	Hill 'n' Dale Sales Agency
402	M	Grey Dawn II-Pure Platinum	03KEENOV	\$5,500	Dorothy Cotton
404	M	Air Forbes Won-Letsithisoneout	93KEESEP	\$20,000	Leon Millsap
404	M	Air Forbes Won-Letsithisoneout	95KEENOV	(\$39,000)	Ashview Farm, M/M W. Lyster
404	M	Air Forbes Won-Letsithisoneout	04KEENOV	\$2,200	Dorothy Cotton
405	M	Devil's Bag-Caro's Miss	00EASDEC	\$32,000	Jim Tilton
405	M	Devil's Bag-Caro's Miss	03EASDEC	\$4,200	Ed Price
406	M	Dixieland Brass-Gin Blossom	92ARKNOV	\$3,200	Dan White
406	M	Dixieland Brass-Gin Blossom	93FTLAPR	\$20,500	B.L. Littleton
406	M	Dixieland Brass-Gin Blossom	02SANJUN	\$1,750	Jeff & Gerald Favre
407	M	Shuailaan-Maristow	99KEESEP	\$3,200	Rick Reno
407	M	Shuailaan-Maristow	00EASMAJ	\$20,000	V.L. Armour
407	M	Shuailaan-Maristow	05OBSWIN	\$3,500	Circle H Farm
408	F	Royal Anthem-Favorable	03FTKJUL	\$30,000	Southern Pride Stable
412	M	Wavering Monarch-Green Groovy	98TEXAUG	\$1,400	Adolph Duhon
412	M	Wavering Monarch-Green Groovy	99TEXMAR	\$6,500	Relentless Racing
412	M	Wavering Monarch-Green Groovy	03LOUOCT	\$7,000	Kerry Bird
413	M	Grey Dawn II-Don't Judger	93KEENOV	\$15,000	Mike Akoury
413	M	Grey Dawn II-Don't Judger	96OBSOCT	\$6,500	Briar Lane Farm
413	M	Grey Dawn II-Don't Judger	00OBSOCT	\$7,500	Jay Adcock
415	M	Lyphard's Ridge-Fairwellhoneychild	94ARKNOV	\$2,300	S. Little & B. Breashers
416	F	Favorite Trick-Go Honey	04OBSWIN	(\$20,000)	N. Bauman, agt
417	M	Stay the Course-Take My Bid	92EASFEB	\$5,100	Harry L. Landry
417	M	Stay the Course-Take My Bid	99KEENOV	\$29,000	D. & D. Brown
417	M	Stay the Course-Take My Bid	04LTBAUG	(\$3,500)	Brown's T'bred Farm
419	M	Wekiva Springs-Flakes of Gold (GB)	01KEESEP	\$2,500	Strongworth Farm
421	F	Fly So Free-Majestic Cloth	04LOUMAR	(\$6,000)	Ryder River Ridge Farm
422	M	Foolish Pleasure-Sunny Today	94KEEJAN	\$20,000	Ryehill Farm
422	M	Foolish Pleasure-Sunny Today	99EASDEC	\$13,000	Questroyal Farm
422	M	Foolish Pleasure-Sunny Today	03KEENOV	\$3,700	Ross Burdette
423	M	Crestring Water-Fivegirlsinarow	99SANAUG	\$8,000	Jim Gaston
423	M	Crestring Water-Fivegirlsinarow	00TEXMAR	(\$30,000)	Ken Register, agt
425	M	Bet Big-Paws & Claws	01OBSOCT	(\$5,200)	Highflyer Farm
427	M	Avies Copy-Gentle Girl	94CANJUN	(\$28,419)	Henley Farms

## Breeders Sales Co. of Louisiana Fall Mixed Sale (Oct. 15-16)

Hip #	Sex	Sire-Dam	Previous Sale	Price	Buyer
427	M	Avies Copy-Gentle Girl	99KEENOV	\$17,000	Dan & Donna Brown
427	M	Avies Copy-Gentle Girl	04LTBAUG	(\$4,700)	Brown's T'bred Farm
428	M	Ghazi-Double Entry	97KEESEP	\$4,500	Carter-Walsh, agt
428	M	Ghazi-Double Entry	98TEXMAR	(\$5,500)	Carter-Walsh Farm, agt
429	M	General Meeting-Golden Garden	00KEENOV	\$50,000	Tracy Farmer
429	M	General Meeting-Golden Garden	02BARMAR	(\$47,000)	Jerry Bailey Sales Agency, agt
429	M	General Meeting-Golden Garden	03KEENOV	\$7,000	Millsap Stables
430	F	All Gone-Reef of Gold	04FTKNOV	\$9,500	Southern Equine Stables
431	M	Marquetry-Crystany	99KEESEP	\$18,000	Champion Racing Stable
431	M	Marquetry-Crystany	00TEXMAR	\$50,000	David Beard
432	M	Key to the Kingdom-Beezie	95CHDMAY	\$42,000	David V. Hall
432	M	Key to the Kingdom-Beezie	96KEENOV	\$30,000	Prestonwood Farm
432	M	Key to the Kingdom-Beezie	00KEEJAN	\$95,000	Superview
432	M	Key to the Kingdom-Beezie	01OBSOCT	\$5,200	Gary Patrick
434	M	Well Decorated-A Real Lulu	91KEESEP	(\$23,000)	Fairview Farm
434	M	Well Decorated-A Real Lulu	02KEENOV	\$3,200	Jerry R. Adkins
435	M	Leo Castelli-She's a Shaker	97WASAUG	\$13,500	Bill Peeples
435	M	Leo Castelli-She's a Shaker	98BARMAY	(\$19,000)	Juvenile Prep Bldstk, agt
435	M	Leo Castelli-She's a Shaker	99BAROCT	\$1,900	Max Carson
435	M	Leo Castelli-She's a Shaker	04KEENOV	\$14,000	J.R. Cavanaugh
435	M	Leo Castelli-She's a Shaker	05OBSWIN	\$19,000	Neal McFadden
437	F	Peaks & Valleys-Millers Stationery	02KEESEP	\$32,000	Gabriel Dixon Agency
437	F	Peaks & Valleys-Millers Stationery	04KEEJAN	\$3,000	Jay Adcock
438	M	Halo-Critics Choice	96FTKNOV	\$19,000	Pillar Prop. S.vc.
438	M	Halo-Critics Choice	03KEENOV	\$4,000	Terry Adcock
439	M	De Niro-Ward's Princess	99KEESEP	\$3,000	John B. Crook
439	M	De Niro-Ward's Princess	00BARMAY	\$60,000	B. DeBerdt, agt
440	M	Homebuilder-Take Me Hunting	01OBSJUN	\$5,000	Col. Daniel H. Bauer
441	M	Table Run-Misty Ice	92KEENOV	\$8,500	Dr. Ken Quirk
441	M	Table Run-Misty Ice	97TEXOCT	\$2,300	Mark A. Cogburn
444	M	Lemhi Gold-Tyson's Cream Puff	88NBHUNT	\$45,000	Lindsay Semple
444	M	Lemhi Gold-Tyson's Cream Puff	95KEEJAN	\$72,000	G. Watts Humphrey Jr.
444	M	Lemhi Gold-Tyson's Cream Puff	98KEENOV	\$40,000	William A. Carl
444	M	Lemhi Gold-Tyson's Cream Puff	00KEENOV	\$9,000	Dan & Donna Brown
445	F	Prince of the Mt.-Golden Tri	04LTBSPR	\$1,700	C. & C. Shinker
446	M	Diazo-Beautiful Pet	97KEESEP	\$5,000	David V. Forster
446	M	Diazo-Beautiful Pet	03KEENOV	\$20,000	Windsworth Farms

Hip #	Sex	Sire-Dam	Previous Sale	Price	Buyer
446	M	Diazo-Beautiful Pet	05KEEJAN	(\$12,500)	Millennium Farms Ky., agt
447	M	Hawk Attack-Hunt for Honey	99KEENOV	\$1,600	M & M Farm
447	M	Hawk Attack-Hunt for Honey	00ARKFEB	\$5,800	Chris Howell
449	M	Stutz Blackhawk-Distinthenita	01OBSWIN	\$14,000	Adena Springs
449	M	Stutz Blackhawk-Distinthenita	01OBSOCT	\$16,000	Joseph Brocklebank, agt
449	M	Stutz Blackhawk-Distinthenita	03KEENOV	\$16,000	Autumn Hill Farms
451	M	Jade Hunter-Miss Hugger	00TEXMAR	\$38,000	H. R. Greene Jr.
453	M	Roman Reasoning-Petite Pidge	02FTKFEB	(\$1,000)	Kingswood Farm, agt
454	M	Naskra-Dreamsend	89ONTSEP	\$54,587	Anthony Goswell
454	M	Naskra-Dreamsend	92ARKFEB	\$3,400	Joe Adcock
457	M	Slew the Slewor-Jillinsky	97OBSAUG	\$25,000	P.A. Tamburo
457	M	Slew the Slewor-Jillinsky	00OBSWIN	\$30,000	Joseph Graffeo
458	M	Sky Classic-Good Going Gracie	99KEESEP	\$3,500	Jane Retamoza
458	M	Sky Classic-Good Going Gracie	04KEEJAN	\$1,700	Jay Adcock
459	M	Mountain Cat-Due Bill	99TEXAUG	\$55,000	Charles P. Hovitz
459	M	Mountain Cat-Due Bill	00TEXMAR	(\$30,000)	Benchmark Training Ctr, agt
460	F	Leestown-Callie Ellen	04LTBSPR	\$3,500	G. McCormick
461	M	Premiership-L'Engone	88OBSOCT	\$2,500	John Franks
461	M	Premiership-L'Engone	93FTKNOV	(\$2,200)	Franks Farms
461	M	Premiership-L'Engone	94ARKNOV	\$500	Greg Stanley
462	M	Leo Castelli-Promised Proper	96KEEJAN	\$20,500	Gregory Mathis
462	M	Leo Castelli-Promised Proper	96KEESEP	(\$12,000)	Elliott Farms
462	M	Leo Castelli-Promised Proper	97OBSAPR	\$25,000	W.E. Pearce
462	M	Leo Castelli-Promised Proper	04LOUOCT	(\$1,500)	Brehon Farm, agt
463	F	The Prime Minister-Gensale	04LTBAUG	(\$1,100)	R. Ardoin-Latour
464	M	Irish Open-Defy Gravity	96KEESEP	\$10,000	James Devaney
464	M	Irish Open-Defy Gravity	01KEEJAN	\$3,700	Sam O. Leake Jr.
464	M	Irish Open-Defy Gravity	01LOUOCT	\$3,000	David Beard
465	M	Sovereignty-Fast Little Lady	98FTKNOV	\$23,000	Quaker Hill Bldstk
465	M	Sovereignty-Fast Little Lady	99FTKJAN	(\$17,000)	Belvedere Farm, agt
465	M	Sovereignty-Fast Little Lady	03KEEJAN	\$8,000	J.B. & J. Hutchins
466	M	Bucksplasher-Liveinthesunshine	05OBSWIN	\$3,200	Circle H Farm
467	M	Dewan-Eleven Keys	89OBSOCT	\$20,000	David L. Murphy
467	M	Dewan-Eleven Keys	01LTBAUG	\$700	Mark Cogburn
468	M	Mountain Cat-Luppiano	95KEENOV	\$17,000	Louis Ross, agt
468	M	Mountain Cat-Luppiano	96FTKJUL	\$34,000	Jockey Club Farm
468	M	Mountain Cat-Luppiano	98KEENOV	\$29,000	Doug Arnold, agt
468	M	Mountain Cat-Luppiano	00KEENOV	\$25,000	Bull Run Stables
468	M	Mountain Cat-Luppiano	01KEEJAN	\$10,000	Judice Stables

# LEADING Indicators

## Winter Racing: Aqueduct, Santa Anita are leaders by average purses

Winter racing in 2004-2005 was the most lucrative, on average, for runners on the East and West coasts of the United States. Aqueduct, in Jamaica, N.Y., and Santa Anita Park, in Southern California lead the country by average and median purse per race, average purse for maiden special weights, and are among the top four tracks with the fewest numbers of runners, on average, per race. Santa Anita is the overall leader with a \$51,274 average purse per race, representing a 17.4% increase from last year. The median purse, however, is down a substantial 16.8%, dropping to \$42,960 from \$51,664 a year ago. The track posted a slight gain for the average purse of its maiden special weights, with \$47,160 versus last year's \$47,000. The higher average purses haven't led to larger fields of runners though, as Santa Anita ranks fourth by lowest average numbers of starters per race (7.76) of the eight tracks considered in this study.

Aqueduct is a close second by median to Santa Anita with \$41,000 per race. The Queens borough racetrack had the same median last year, but did see a slight increase in average purse per race, up to \$38,732 from last year's \$38,691. Aqueduct's average maiden special weight purse increased from \$41,000 a year ago to \$41,621 this year.

Gulfstream Park had increases in average purse per race this year, however, it did see a fairly substantial decline in median purse per race compared to a year ago. Last year, the Hallandale, Fla. racetrack was ranked fourth by average purse, with about \$21,000. This year, the average per race purse jumped to \$29,860. The track still ranks third by average maiden special weight purse per race (\$31,000) and median purse per race, although the latter has fallen 44% from last year's \$30,505 to \$17,000 this year.



Volume IX, Number 7

The Blood-Horse MarketWatch is published 20 times a year by Blood-Horse Publications 3101 Beaumont Centre Circle, Lexington, KY 40513.

<b>Research Director/Editor</b> Eric Mitchell	<b>Contributors</b> Dan Liebman Evan Hammonds Frank Mitchell David Powell Peter Tonkes Michael Youngs
<b>Assistant Editor</b> Jason Russo	
<b>Editorial Assistant</b> Tom Hall	

<b>Art</b> Suzanne C. Depp (Creative Director) Dana C. Kelley (Art Director)	<b>Production</b> Rachel Thomas
<b>Computer Services</b> Carroll D. Vice	<b>Circulation</b> Gene Sittenfeld
	<b>Promotions</b> Robert Bolson

<b>President</b> Stacy V. Bearse	<b>Vice President-Finance/Technology</b> Charles E. Manson Jr.
<b>Executive VP</b> Raymond S. Paulick	<b>Corporate Secretary</b> Ellen A. Kiser

Copyright © 2005, by Blood-Horse Publications. All rights reserved. This publication may not be reproduced, in whole or in part, in any form or by any means, electronic or otherwise, without the prior written permission of Blood-Horse Publications. To request permission to reprint, please call 859-276-6723.

Statistics herein are compiled from data obtained from The Jockey Club Information Systems, Inc., Blood-Horse Publications, Equibase, Daily Racing Form, Inc., and other sources. APEX ratings licensed through Suffolk Bloodstock International. While data contained are gathered from reliable sources, accuracy and completeness cannot be guaranteed. Data and information are subject to change without notice. Any reproduction thereof is prohibited.

The publisher does not give advice for Thoroughbred investors or act as an advisor. Opinions published herein are those of the writers and do not reflect the views of Blood-Horse Publications.

If you have comments or suggestions, we would like to hear from you. Please address all correspondence to Eric Mitchell, *The Blood-Horse MarketWatch*, P.O. Box 919003, Lexington, KY 40591-9003. E-mail: marketwatch@bloodhorse.com

### READER SERVICES

#### Subscription Services:

For inquiries on new subscriptions, renewals, subscription payments, missing or damaged issues, change of address or billing:

**CALL:** 24-hour toll-free 1-800-582-5604, Customer Service Reps Available 8:30 a.m. - 4:30 p.m. est/edt U.S.

**EMAIL:** subscribe@bloodhorse.com

**FAX:** 859-276-6743

**WRITE:** *The Blood-Horse MarketWatch* Subscriber Services, P.O. Box 911088, Lexington, KY 40591-1088. Please include a copy of a current mailing label or your personal subscriber number.

#### Subscription Rates:

All subscriptions are sold in 1-year (20 issue) terms.  
 KY Residents (includes sales tax).....\$380.54  
 United States .....\$359.00  
 Canada (includes GST) .....\$416.23  
 All other Countries .....\$389.00

Subscriptions are on continuous renewal and payable in 1-year (20 issues) terms. A FREE *The Blood-Horse MarketWatch* professional binder is sent upon payment.

#### Internet Site:

<http://marketwatch.bloodhorse.com>

*The Blood-Horse MarketWatch* carries a Customer Satisfaction Guarantee. If you are ever dissatisfied as a subscriber, just tell us so, and we will promptly refund you for the cost of all unmailed issues. No Risk.

